

THE SCHOOL BOARD OF SARASOTA COUNTY, FLORIDA



2017-2018 FINAL BUDGET GENERAL FUND

September 19, 2017

SARASOTA COUNTY SCHOOL BOARD
Caroline Zucker, Chair
Bridget Ziegler, Vice Chair
Shirley Brown
Jane Goodwin
Eric Robinson

Dr. Todd Bowden, Superintendent
Dr. Laura Kingsley, Assistant Superintendent-Chief Academic Officer
Ms. Mitsi Corcoran, Assistant Superintendent-Chief Financial Officer
Mr. Scott J. Lempe, Assistant Superintendent-Chief Operating Officer

Prepared by the staff of the Budget office:
Christa Curtner, Assistant Budget Director
Sheina Runions, Budget Specialist
Deana Hays, Budget Accountant
Deanna Lawton, Budget Accountant
Bonnie Lyons, Budget Accountant
Robert Macaluso, Admin. Assistant III/Bookkeeper

1960 Landings Boulevard
Sarasota, Florida 34231-3331
www.sarasotacountyschools.net
(941) 927-9000

2017-2018 GENERAL FUND BUDGET SUMMARY

TABLE OF CONTENTS

	PAGE
General Fund Overview.....	1
Budget 2017-2018.....	2
Eleven Year Florida Education Finance Program Base Student Allocation.....	9
Comparative Statements of Estimated Revenues, Appropriations and Fund Balance for the Fiscal Years 2014-15 through 2017-18.....	10
Comparative Statement of Revenues for the Fiscal Years 2014-15 through 2017-18.....	11
Comparative Statement of Positions for the Fiscal Years 2014-15 through 2017-18.....	12
Comparative Statement of Salaries for the Fiscal Years 2014-15 through 2017-18.....	13
Comparative Statement of Employee Benefits for the General Fund for the Fiscal Years 2014-15 through 2017-18.....	14
Comparative Statement of Appropriations by Object for the General Fund for the Fiscal Years 2014-15 through 2017-18.....	15
Comparative Statement of Appropriations by Function for the General Fund for the Fiscal Years 2014-15 through 2017-18.....	16
Supplemental Schedules:	
Schedule A: Voted Millage Referendum Update 2017-2018.....	1:
Schedule B: District Enrollment 2014-15 through 2021-2022.....	37
Schedule C: Departmental Organization Charts.....	115

This page intentionally left blank

The School Board of Sarasota County, Florida

2017-2018 General Fund Budget

Sarasota County School Board Vision Statement

The School District of Sarasota County places learning at the center of its activities to enable all learners to lead productive, responsible, and healthful lives.

Sarasota County School Board Mission Statement

The School District of Sarasota County prepares students to achieve the highest learning standards by engaging a high-quality staff, involved parents, and a supportive community.

General Fund Overview

The General Fund is the chief operating fund of the school district. Generally accepted accounting principles prescribe that the General Fund be used to account for all financial resources except those required to be accounted for in another fund.

The General Fund revenues are controlled by the State Legislature. Each year, the Legislature appropriates funding for school districts using the Florida Education Finance Program (FEFP). This funding system was enacted by the Florida Legislature in 1973 to guarantee equalized funding per student on a state wide basis. A key feature of the FEFP funding model is that it bases financial support for education upon an individual student's participation in specific education programs rather than upon the number of teachers or classrooms.

In addition to the base funding, the Legislature also appropriates funds to school districts called Categoricals. Categoricals are other Legislative or voter mandated educational programs. The largest categorical is the student class size amendment approved by voters in 2002. This amendment became fully effective in the 2010 - 2011 school year. Classrooms where core subject content is taught can have no more than 18 students for grades kindergarten through grade 3, no more than 22 students in grades 4 through 8, and no more than 25 students in grades 9 through 12. The 2013 Legislature added that schools of choice are allowed to apply the number of students per class averaged per grade category. The penalty for classrooms that have more students than permitted is the loss of the class size categorical and half of the base student allocation for each student that exceeds the maximum. School districts out of compliance must submit a corrective action plan by February 1, 2019, to receive a portion of the funding taken away for noncompliance. School districts that in compliance will receive a redistribution of penalty funds paid by the districts out of compliance.

The Legislature has established other laws that allow school districts to raise additional revenue. The 2001 Legislature provided authority for an additional levy, not to exceed four years, for operational purposes to be authorized by the electorate through a local referendum. The Sarasota County School Board held a local referendum in 2002 and the voters approved a 1 mill levy that was extended an additional 4 years by voters in 2006, 2010, and 2014. This funding source accounts for approximately 13% of the total revenue in the General Fund.

The School Board of Sarasota County, Florida

2017-2018 General Fund Budget

The General Fund's primary expenditure is salary and employee benefits, representing approximately 75% of all expenditures. The salaries paid out of the General Fund cover most all staff in schools and support departments. This includes teachers, bus drivers, custodians, etc. The other 25% of expenditures provides for instructional materials, utilities, fuel for buses, charter school payments etc.

The 2017-2018 Budget

Budget development and preparation is a year round continuous process. The 2017-18 budget process began immediately after the 2016-17 final budget was adopted. Student projections are forecasted over a five-year period identifying both operating and capital needs. The first budget workshop was held on January 17, 2017. A special budget workshop was held on January 25, 2017 to discuss 2017-2018 Budget Priorities.

The February 21, 2017 workshop included the review of the Budget Calendar, a 2017-2018 Budget Proposal on Level Funding and the Governor's Budget, an update of the projected results of General Fund operations through June 30, 2017, and an update on future Capital Fund projects through 2021-2022. The School Board agreed upon adding new positions as a result of budget priorities.

The next budget workshop was held March 21, 2017. At this workshop, the General Fund estimated results of operations through June 30, 2017 were reviewed as well as projections for the 2017-18 Preliminary Budget based upon both Level Funding and the Governor's Budget. At the School Board meeting, later the same day, school and department budgets for the 2017-2018 school year were approved for release to allow for staffing to be completed prior to the end of the school year.

During the May 16, 2017 workshop, the Capital Improvement Plan update was reviewed. Also at this meeting, the Board discussed the potential impacts of HB 7069, in particular, the impact on the Capital Fund budget with the requirement to wholly share local capital outlay revenue with charter schools.

At the June 20, 2017 workshop, the Board reviewed estimated fiscal year 2016-2017 results of operations for the General Fund. These were estimated based upon revenues and expenditures through May 31, 2017. The Preliminary fiscal year 2017-18 Budget was also reviewed based upon positions added from the budget priorities, student growth, waivers during the staffing process and updated legislative information.

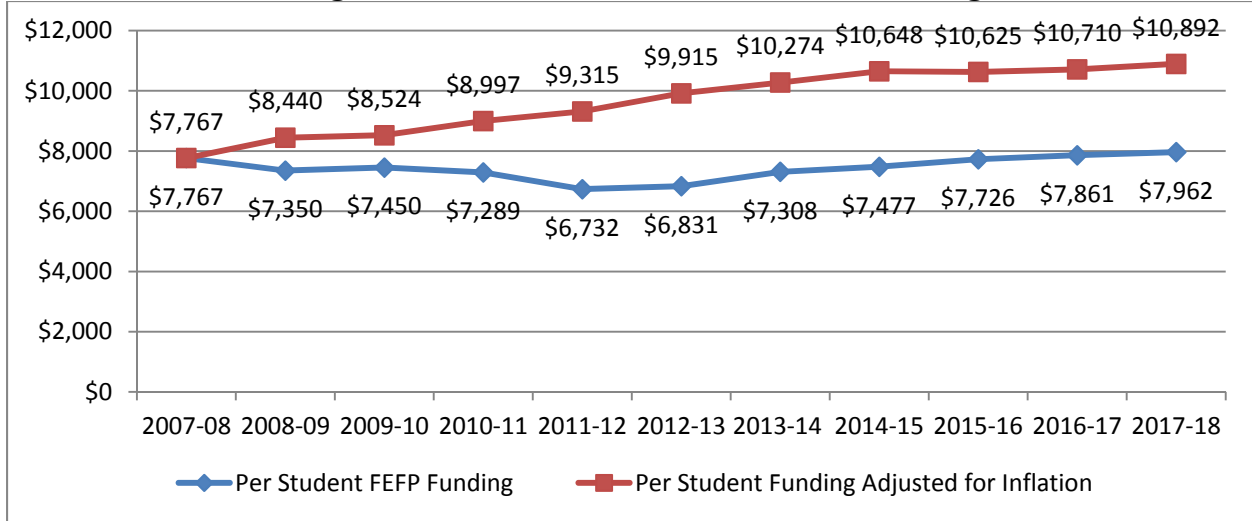
Revenues

As mentioned previously, the Florida Legislature determines the funding for Public Education on an annual basis. Using the FEFP original calculation per year, the chart below reflects the amount per student Sarasota County School District received from the Florida Legislature's budgeted appropriation. The amount per student in the 2007-2008 fiscal year was \$7,767 per student. The amount provided per student for the 2017-2018 fiscal year is \$7,962. This represents a \$195 or 2.5% increase in funding over the 11-year period. In addition, it was not until the 2016-2017 fiscal year that funding reached or exceeded 2007-2008 funding levels. The chart below also displays

The School Board of Sarasota County, Florida 2017-2018 General Fund Budget

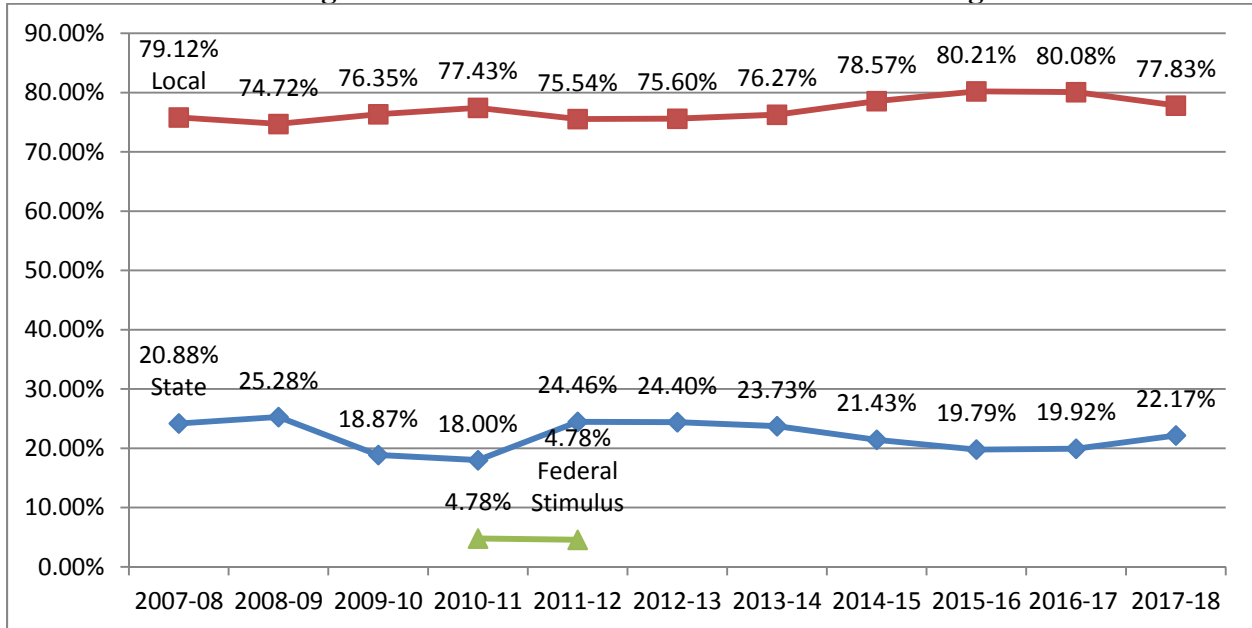
what the amount per student would have been if the Legislature had funded education based upon the growth in the consumer price index.

Funding Per Student - Florida Education Finance Program



The Legislature uses a combination of state funding and local property taxes to fund the state’s K-12 public education system. During the great recession, the state also received supplemental stimulus funding from the Federal Government to support education. The following graph is the historical percentage of the funding the Sarasota County Public Schools received by revenue source as provided by the Florida Legislature, through the Florida Education Finance Program. The graph below highlights how where the Sarasota County School District funding from the FEFP is derived from local sources.

Funding Distribution – Florida Education Finance Program

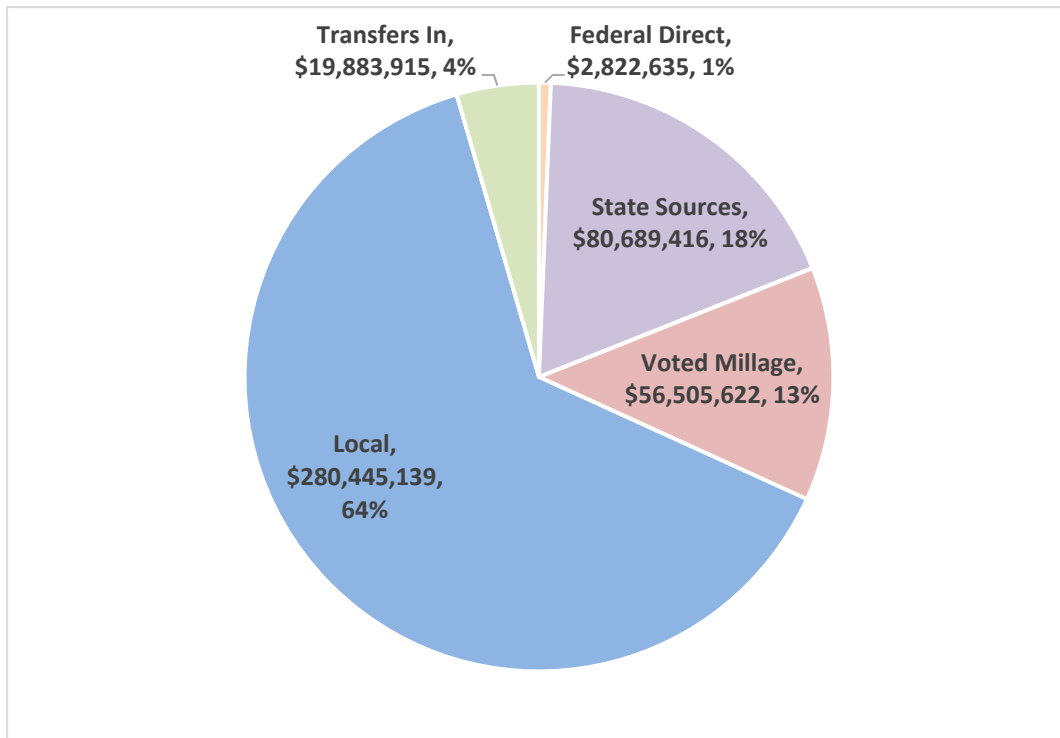


The School Board of Sarasota County, Florida 2017-2018 General Fund Budget

Revenues and Transfers In

Description	Unaudited Actual 2016-17	Final Budget 2017-18	Increase (Decrease)	Percentage Change
Federal Direct Funds – Increase in Medicaid Reimbursement for Administrative Claiming.	\$2,538,453	\$2,822,635	\$284,182	11.20%
State Funds - Decrease due to Best and Brightest not in estimation as it is a flow through.	\$81,695,364	\$80,689,416	(\$1,005,948)	-1.23%
Local Funds – Increase in FEFP funding from Second Calculation plus an increase for Discretionary and Voted millage based on July 1st Taxable Assessed values.	\$326,656,238	\$336,950,761	\$10,294,523	3.15%
Transfers In From Other Funds – Decrease due to a reduction in the PECO allocation for Charters from the state.	\$20,264,027	\$19,883,915	(\$380,112)	-1.88%
Total Revenues and Transfers in from Other Funds.	\$431,154,082	\$440,346,727	\$9,192,645	2.13%

2017-2018 Total Revenues and Transfers In \$440,346,727



**The School Board of Sarasota County, Florida
2017-2018 General Fund Budget**

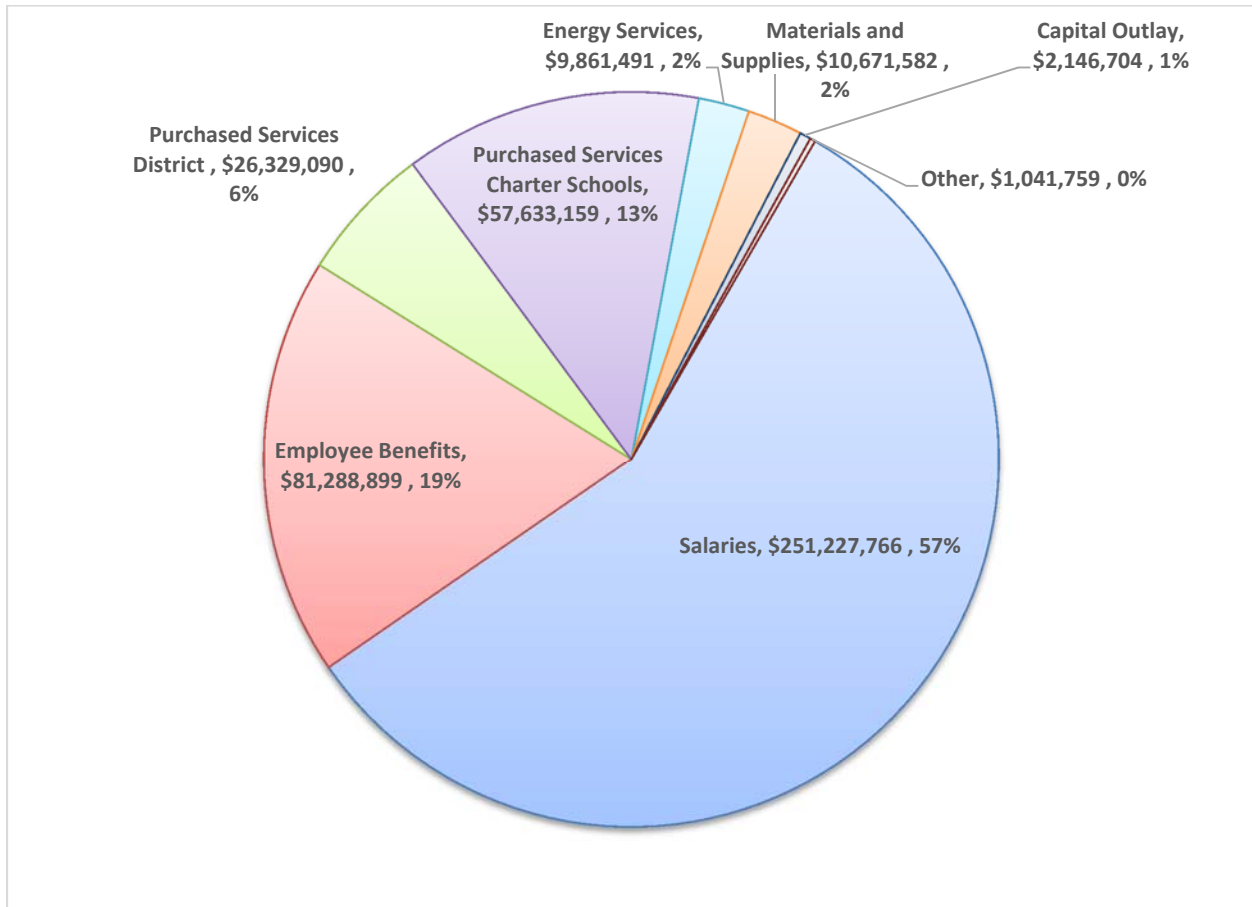
Description	Unaudited Actual 2016-17	Final Budget 2017-18	Increase (Decrease)	Percentage Change
Salaries – The increase is due to the request to include a one and a half percent salary increase, plus positions added due to budget priorities, student growth and the waiver process.	\$240,065,885	\$251,227,766	\$11,161,881	4.65%
Employee Benefits – The increase is based upon the additional salaries above and a change to employee group insurance to allow for position growth.	\$75,422,117	\$81,288,899	\$5,866,782	7.78%
Purchased Services District – The increase is due to the projected need of hard to fill ESE positions, the financial audit and the districts communication contract.	\$25,034,810	\$26,329,090	\$1,294,280	5.17%
Purchased Services Charter Schools - The increase is based upon the FEFP funding from Charter School enrollment projections.	\$53,508,098	\$57,633,159	\$4,125,061	7.71%
Energy Services – The increase is due to increasing electrical cost trends.	\$9,605,761	\$9,861,491	\$255,730	2.66%
Materials and Supplies – The increase is due anticipated roll forward of instructional material needs and an anticipated text book adoption.	\$9,106,390	\$10,671,582	\$1,565,192	17.19%
Capital Outlay – The increase is due to trends in computer software and devices.	\$2,010,616	\$2,146,704	\$136,088	6.77%
Other Expenses - The decrease is due to historical trending.	\$1,265,447	\$1,041,759	(\$223,688)	-17.68%
Transfer Out – No change.	\$577,910	\$577,910	\$0	0.00%
Total Appropriations and Transfers Out	\$416,597,034	\$440,778,360	\$24,181,326	5.80%

Appropriations

Appropriations for the 2017-2018 fiscal year are increasing by \$24,181,326 or 5.80% over last year. The increase is related to added positions from approved budget priorities, additional staff needed for student growth, a legislatively mandated retirement rate increase, an anticipated increase in health insurance costs, increase in electrical costs, and an increase in pass through of funds for charter schools.

The School Board of Sarasota County, Florida 2017-2018 General Fund Budget

2017-2018 Appropriations by Object \$440,778,360

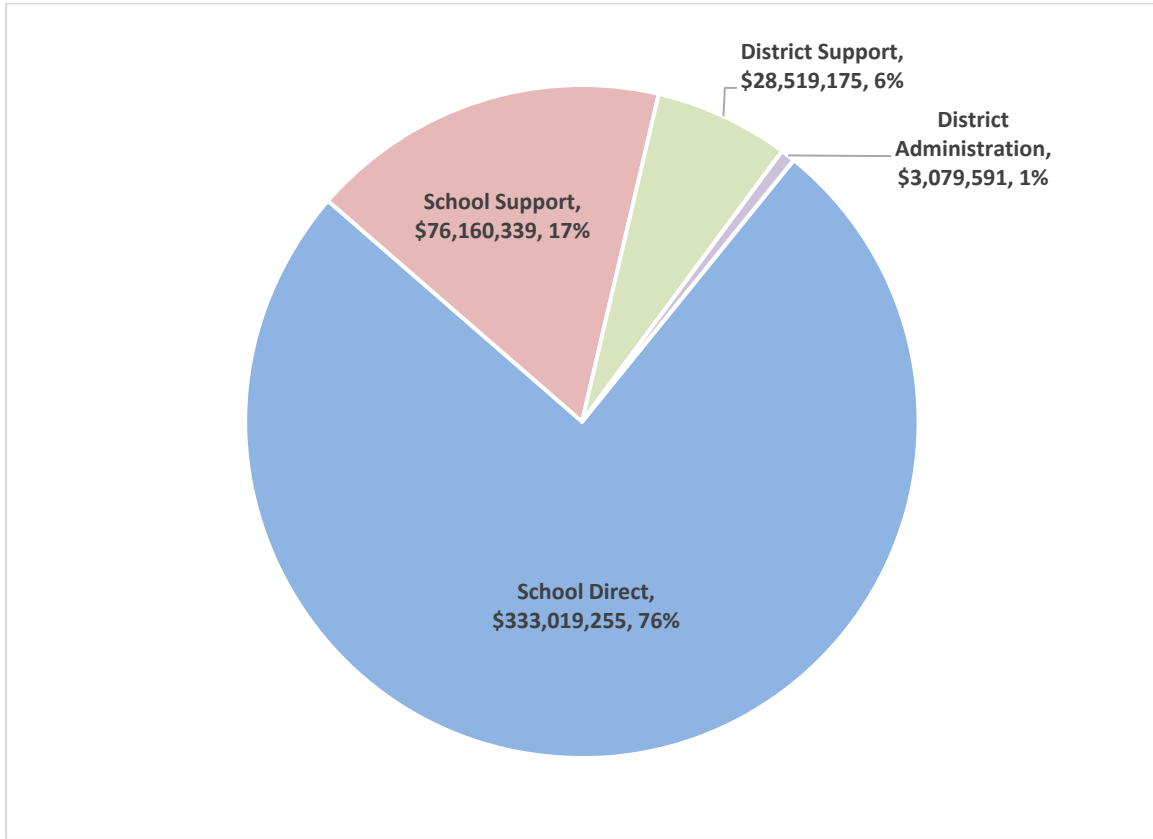


Summary of the 2017-2018 Appropriations by Function Categories

In the graph below are the appropriations summarized by school direct, school support, district support services and district administration services. The composition of the school direct function appropriations are instruction, pupil support services, instructional media services, instructional technology services, and community services. The composition of the school support function appropriations are instruction and curriculum development, instructional staff training, school administration, transportation, operation of plant, food service, and transfers to other funds. The composition of the district support services function appropriations are administrative technology services, fiscal services, central services, and maintenance of plant. The composition of the district administration services function appropriations are general administration, board of education, and legal services.

The School Board of Sarasota County, Florida 2017-2018 General Fund Budget

2017-2018 Total Appropriations by Function Categories \$440,778,360



Ending Gross Fund Balance

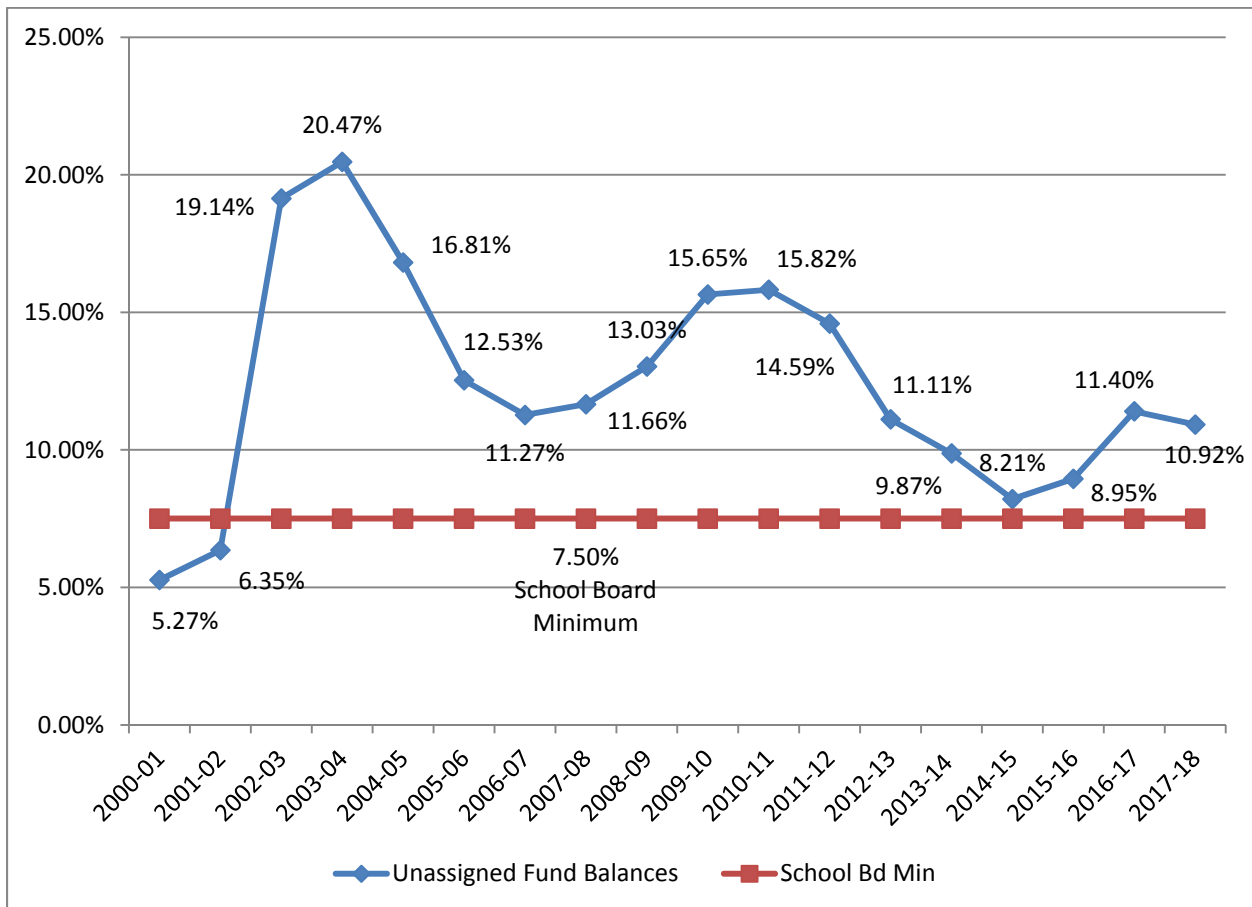
Description	Unaudited Actual 2016-17	Final Budget 2017-18	Increase (Decrease)	Percentage Change
Beginning Gross Fund Balance	\$58,877,796	\$73,434,844	\$14,557,048	24.72%
Add Revenues and Transfers In	\$431,154,082	\$440,346,727	\$9,192,645	2.13%
Less Appropriations and Transfers Out	\$416,597,034	\$440,778,360	\$24,181,326	5.80%
Ending Gross Fund Balance	\$73,434,844	\$73,003,211	(\$431,633)	-0.59%
Ending Unassigned Fund Balance	\$47,480,009	\$48,134,876	\$654,867	1.38%
Ending Unassigned Fund Balance Percentage	11.40%	10.92%	-0.48%	-0.48%

The School Board of Sarasota County, Florida 2017-2018 General Fund Budget

Composition of the Ending Gross Fund Balance

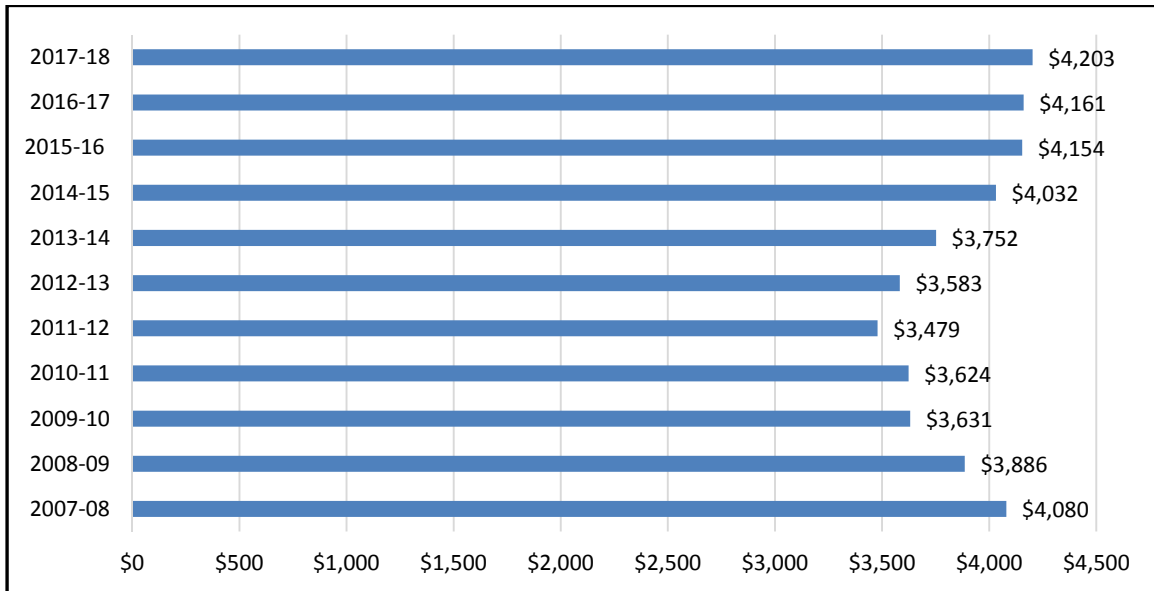
Description	Unaudited Actual 2016-17	Final Budget 2017-18	Increase (Decrease)	Percentage Change
Non Spendable Fund Balance (Inventory / Prepaid Expenses)	\$9,587,659	\$9,587,659	\$0	0.00%
Assigned Fund Balance (Encumbrances, School, Categorical and Grant Carry Forwards) Note: The majority of the reduction anticipated is use of the workforce development carry forward and the state instructional materials carry forward.	\$16,367,176	\$15,280,676	(\$1,086,500)	-6.64%
Unassigned Fund Balance (Board Policy 10% to 7.5% of Appropriations)	\$47,480,009	\$48,134,876	\$654,867	1.38%
Total Ending Gross Fund Balance	\$73,434,844	\$73,003,211	(\$431,633)	-0.59%

Historical Unassigned Fund Balances Compared to School Board Policy Minimum



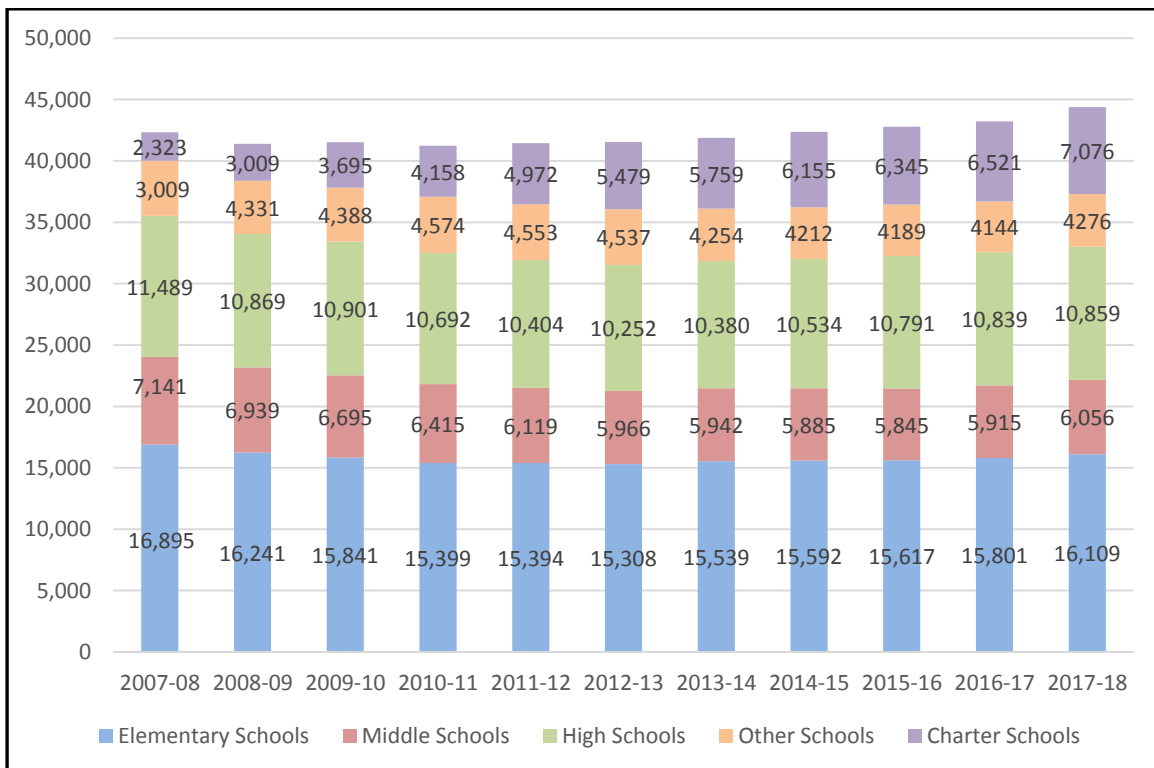
The School Board of Sarasota County, Florida 2017-2018 General Fund Budget

Florida Education Finance Program Base Student Allocation



Student Enrollment Information

In the chart below is a 11 Year history on the district’s student enrollment by area. The total district enrollment in 2016-17 was 43,220, projection for 2017-18 is 44,376, for a total district growth of 1,156 students.



**The School Board of Sarasota County, Florida
General Fund**

**Comparative Statement Of Revenues, Appropriations, and Fund Balance
For the Fiscal Years of 2014 -15 to 2017-18**

Account Description	2014-2015 Actual	2015-2016 Actual	2016-2017 Original Budget	2016-2017 Amended Budget	2016-2017 Unaudited Actual	2017-2018 Tentative Budget	2017-2018 Final Budget
Revenues and Transfers In from Other Funds							
Federal Direct	\$2,583,617	\$2,612,345	\$2,664,592	\$2,571,211	\$2,538,453	\$2,822,635	\$2,822,635
State	\$78,782,270	\$78,196,386	\$80,054,619	\$80,354,418	\$81,695,364	\$80,687,566	\$80,689,416
Local	\$295,585,087	\$317,131,855	\$323,189,314	\$327,094,308	\$326,656,238	\$336,782,747	\$336,950,761
Total Revenues	\$376,950,974	\$397,940,587	\$405,908,525	\$410,019,937	\$410,890,055	\$420,292,948	\$420,462,812
Transfers In							
Property Insurance Millage transfer	\$2,894,960	\$2,320,807	\$2,571,523	\$2,571,523	\$2,171,160	\$2,571,523	\$2,571,523
Capital (P.E.C.O.maintenance)	\$730,373	\$777,187	\$1,156,515	\$1,157,018	\$1,157,017	\$777,187	\$777,187
Capital (Charter School)	\$1,997,191	\$1,402,267	\$1,770,013	\$1,770,013	\$1,782,380	\$1,402,267	\$1,402,267
Capital (Millage maintenance)	\$12,668,491	\$13,466,139	\$13,083,384	\$13,083,881	\$13,663,700	\$13,463,712	\$13,463,712
Capital (Millage equipment)	\$1,757,080	\$1,770,216	\$1,669,226	\$1,669,226	\$1,489,770	\$1,669,226	\$1,669,226
Total Transfers In	\$20,048,095	\$19,736,616	\$20,250,661	\$20,251,661	\$20,264,027	\$19,883,915	\$19,883,915
Total Revenues & Transfers In	\$396,999,069	\$417,677,203	\$426,159,186	\$430,271,598	\$431,154,082	\$440,176,863	\$440,346,727
Appropriations							
Salaries	\$235,083,610	\$235,341,937	\$244,571,346	\$243,315,282	\$240,065,885	\$251,256,847	\$251,227,766
Employee Benefits	\$71,272,507	\$72,699,513	\$76,901,312	\$77,005,584	\$75,422,117	\$81,309,606	\$81,288,899
Purchased Services - District	\$23,280,797	\$22,757,840	\$23,584,966	\$25,597,315	\$25,034,810	\$26,329,089	\$26,329,090
Purchased Services - Charter schools	\$47,368,518	\$50,490,872	\$56,100,619	\$54,320,780	\$53,508,098	\$57,633,159	\$57,633,159
Energy Services	\$10,847,083	\$9,339,092	\$9,841,194	\$9,669,259	\$9,605,761	\$9,861,491	\$9,861,491
Materials and Supplies	\$12,029,699	\$9,426,938	\$10,971,956	\$9,685,779	\$9,106,390	\$10,669,557	\$10,671,582
Capital Outlay	\$1,752,300	\$2,064,978	\$2,106,275	\$2,194,452	\$2,010,616	\$2,145,604	\$2,146,704
Other Expenses	\$856,828	\$941,040	\$959,862	\$1,311,912	\$1,265,447	\$1,041,759	\$1,041,759
Transfers Out	\$550,279	\$577,910	\$577,910	\$577,910	\$577,910	\$577,910	\$577,910
Total Appropriations	\$403,041,620	\$403,640,120	\$425,615,440	\$423,678,273	\$416,597,034	\$440,825,022	\$440,778,360
Excess (Deficiency) of Revenues and Transfers Over Expenditures	(\$6,042,551)	\$14,037,083	\$543,747	\$6,593,324	\$14,557,048	(\$648,160)	(\$431,633)
Fund Balance							
Beginning Gross Fund Balance	\$50,883,264	\$44,840,713	\$58,877,796	\$58,877,796	\$58,877,796	\$65,408,972	\$73,434,844
Ending Gross Fund Balance	\$44,840,713	\$58,877,796	\$59,421,542	\$65,471,121	\$73,434,844	\$64,760,812	\$73,003,211
Composition of Ending Gross Fund Balance							
Assigned for Encumbrances	\$1,084,179	\$2,850,559	\$2,850,559	\$2,850,559	\$2,235,067	\$2,850,559	\$2,235,067
Non Spendable - Inventory/Prepaid	\$184,511	\$5,764,339	\$5,764,339	\$5,764,339	\$9,587,659	\$5,764,339	\$9,587,659
Restricted for Categorical & Grant Carry forwards	\$2,783,813	\$3,401,083	\$3,401,083	\$4,301,083	\$3,797,028	\$3,218,309	\$3,797,028
Restricted for Work Force Development	\$5,125,575	\$6,276,988	\$6,276,988	\$6,276,988	\$6,546,549	\$4,790,488	\$5,460,049
Assigned School & Department Carry forwards	\$2,558,156	\$4,466,114	\$4,466,114	\$4,466,114	\$3,788,532	\$4,420,017	\$3,788,532
Unassigned by Board Policy 10% to 7.5% of Total Appropriations	\$33,104,479	\$36,118,713	\$36,662,459	\$41,812,038	\$41,659,705	\$43,717,100	\$44,077,923
Unassigned - Amount beyond assigned 10%					\$5,820,304		\$4,056,953
Total Ending Gross Fund Balance	\$44,840,713	\$58,877,796	\$59,421,542	\$65,471,121	\$73,434,844	\$64,760,812	\$73,003,211

**The School Board of Sarasota County, Florida
General Fund**

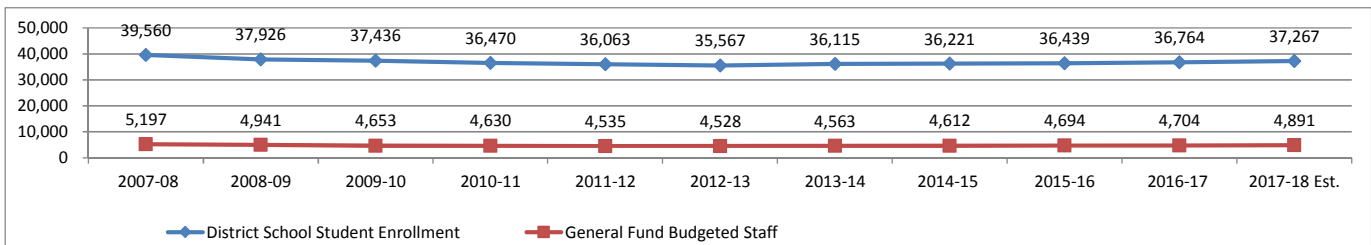
**Comparative Statement of Revenues for the Fiscal Years
For the Fiscal Years of 2014 -15 to 2017-18**

Account Description	2014-2015 Actual	2015-2016 Actual	2016-2017 Original Budget	2016-2017 Amended Budget	2016-2017 Unaudited Actual	2017-2018 Tentative Budget	2017-2018 Final Budget
Federal Direct							
ROTC / PELL / SEOG	\$349,752	\$393,575	\$401,446	\$401,446	\$429,640	\$409,475	\$409,475
Medicaid Reimbursement	\$2,233,865	\$2,218,770	\$2,263,146	\$2,169,765	\$2,108,813	\$2,413,160	\$2,413,160
Total Federal Direct	\$2,583,617	\$2,612,345	\$2,664,592	\$2,571,211	\$2,538,453	\$2,822,635	\$2,822,635
State							
Florida Ed. Finance Program	\$1,091,678	(\$1,383,023)	\$882,687	\$601,925	\$1,165,072	\$1,289,078	\$1,289,078
ESE Scholarships	(\$2,737,470)	(\$2,969,273)	(\$3,028,659)	(\$3,114,566)	(\$3,144,714)	(\$3,181,507)	(\$3,181,507)
Best and Brightest Scholarship		\$1,362,285		\$1,486,086	\$1,486,086		
Work Force Development	\$7,498,320	\$7,363,187	\$7,147,469	\$7,147,469	\$7,217,660	\$7,183,206	\$7,183,206
Ed. Enhancement / Lottery	\$153,943			\$0	\$745,832		
CO&DS Withheld for Admin	\$27,292	\$27,105	\$27,105	\$27,105	\$27,575	\$27,105	\$27,575
Race Track Funds	\$446,500	\$446,500	\$446,500	\$446,500	\$446,500	\$446,500	\$446,500
Class Size Reduction	\$46,984,541	\$47,243,753	\$47,968,961	\$47,820,692	\$47,826,971	\$48,204,691	\$48,204,691
Instructional Materials	\$3,464,777	\$3,549,525	\$3,588,430	\$3,552,534	\$3,605,676	\$3,586,379	\$3,586,379
State License Tax	\$245,898	\$246,278	\$246,278	\$246,278	\$247,658	\$246,278	\$247,658
Transportation	\$5,826,209	\$6,226,814	\$6,297,121	\$6,449,886	\$6,354,390	\$6,387,727	\$6,387,727
Safe Schools	\$1,003,819	\$959,475	\$959,228	\$959,219	\$960,188	\$952,133	\$952,133
Supplemental Academic Instruction	\$8,387,902	\$8,615,669	\$8,741,111	\$8,686,853	\$8,686,853	\$8,758,112	\$8,758,112
Reading Instruction	\$1,991,014	\$2,006,075	\$2,008,701	\$2,011,381	\$2,015,922	\$2,007,791	\$2,007,791
Teachers Lead Program	\$695,795	\$702,713	\$694,084	\$694,084	\$694,084	\$695,271	\$695,271
Florida School Recognition Program	\$2,390,950	\$2,734,660	\$2,734,660	\$1,998,048	\$1,998,048	\$2,740,680	\$2,740,680
Digital Classrooms	\$583,371	\$890,400	\$1,166,700	\$1,166,681	\$1,168,814	\$1,167,840	\$1,167,840
Other Miscellaneous State	\$291,923	\$174,243	\$174,243	\$174,243	\$192,748	\$176,282	\$176,282
Total State	\$78,782,270	78,196,386	80,054,619	80,354,418	81,695,364	80,687,566	80,689,416
Local							
District School Tax (Required Local Effort)	\$205,476,788	\$220,226,949	\$220,320,449	\$222,523,654	\$222,628,769	\$223,818,768	\$223,818,768
District School Tax (Discretionary)	\$33,936,109	\$36,484,996	\$39,378,661	\$39,772,447	\$39,791,235	\$42,266,205	\$42,266,205
Voted School Tax	\$45,369,130	\$48,776,733	\$52,645,268	\$53,171,721	\$53,196,839	\$56,505,622	\$56,505,622
Course Fees	\$1,764,285	\$2,403,304	\$2,403,304	\$2,403,304	\$2,497,880	\$2,431,423	\$2,527,106
Childcare Fees	\$1,836,737	\$1,890,342	\$1,890,342	\$2,091,563	\$2,016,896	\$2,015,179	\$2,016,896
Rent	\$287,382	\$334,544	\$334,544	\$354,105	\$550,755	\$495,634	\$550,755
Interest	\$221,377	\$494,629	\$494,629	\$494,629	\$957,454	\$550,317	\$550,317
Food Service Indirect Cost	\$391,815	\$392,348	\$392,348	\$563,748	\$523,051	\$496,541	\$512,034
Federal Indirect Cost	\$757,964	\$806,389	\$806,389	\$972,952	\$549,102	\$859,992	\$859,992
Other Misc. Sources	\$5,543,500	\$5,321,621	\$4,523,380	\$4,746,185	\$3,944,257	\$7,343,066	\$7,343,066
Total Local	\$295,585,087	\$317,131,855	\$323,189,314	\$327,094,308	\$326,656,238	\$336,782,747	\$336,950,761
Total Revenues	\$376,950,974	\$397,940,586	\$405,908,525	\$410,019,937	\$410,890,055	\$420,292,948	\$420,462,812

**The School Board of Sarasota County, Florida
General Fund**

**Comparison of Positions
For the Fiscal Years of 2014 -15 to 2017-18
2016-2017 Projection Based Upon Results of Operations through May 31, 2017**

Classification	2014-2015 Actual Filled	2015-2016 Actual Filled	2016-2017 Original Budget	2016-2017 Amended Budget	2016-2017 Actual Filled	2017-2018 Tentative Budget	2017-2018 Final Budget
Instructional Personnel							
The Florida Legislature has defined Instructional Personnel as "any staff member whose function includes the provision of direct instructional services to students. This also includes personnel whose functions provide support in the learning process of students."							
Teachers	2,386.4	2,421.2	2,529.2	2,524.3	2,453.2	2,588.7	2,585.7
Teacher Aides & Para Aides	530.7	542.4	572.6	569.9	531.8	597.7	599.7
Guidance Counselors & Behavior Specialists	99.7	102.4	110.8	110.3	108.3	120.0	118.5
Psychologists and Social Workers	25.2	29.6	30.2	30.2	30.2	31.0	31.0
Total Instructional Personnel	3,041.9	3,095.6	3,242.8	3,234.6	3,123.5	3,337.4	3,334.9
Educational Support Personnel							
The Florida Legislature has defined Educational Support Employees as "employees whose job functions are neither administrative nor instructional, yet whose work supports the educational process."							
Managers / Supv. / Specialists	117.3	115.1	122.5	126.8	122.8	142.2	142.2
Bus Aides	56.0	54.0	58.0	60.0	54.0	60.0	60.0
Bus Drivers	242.0	236.5	269.0	269.7	218.2	268.7	268.7
Custodians	254.6	265.6	324.6	324.6	249.6	354.6	354.6
Data Processing Pers.	87.2	92.2	95.2	96.2	93.2	110.1	110.5
District & School Secretarial	297.3	305.1	313.7	312.1	298.1	325.8	325.8
Maint. /Mechanics/Delivery	151.1	152.1	162.1	163.5	151.5	162.0	162.0
Total Educational Support Pers.	1,205.5	1,220.6	1,345.1	1,352.9	1,187.4	1,423.3	1,423.7
Administrative Personnel							
The Florida Legislature has defined Administrative personnel as "those employees responsible for management functions such as the development of policies and implementation of those policies through the direction of personnel."							
School Board Members	5.0	5.0	5.0	5.0	5.0	5.0	5.0
Superintendent	1.0	1.0	1.0	1.0	1.0	1.0	1.0
Assistant Principals	48.0	52.0	54.0	54.0	53.0	70.0	70.0
Assistant Superintendents	2.0	2.0	2.0	3.0	3.0	3.0	3.0
Directors & Executive Directors	16.4	15.4	15.4	15.4	15.4	14.4	14.2
Principals	39.0	39.0	39.0	39.0	39.0	39.0	39.0
Total Administrative Pers.	111.4	114.4	116.4	117.4	116.4	132.4	132.2
Grand Total	4,358.9	4,430.6	4,704.2	4,704.9	4,427.3	4,893.1	4,890.8



**The School Board of Sarasota County, Florida
General Fund**

**Comparison of Salaries
For the Fiscal Years of 2014 -15 to 2017-18**

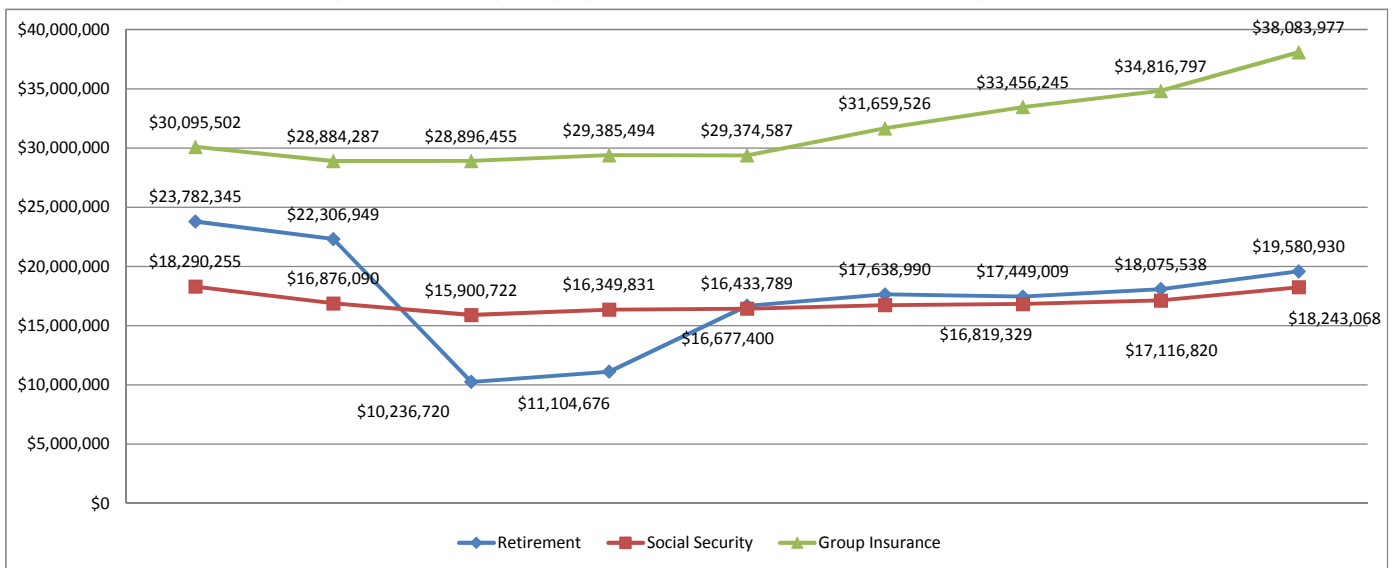
Classification	2014-2015 Actual	2015-2016 Actual	2016-2017 Original Budget	2016-2017 Amended Budget	2016-2017 Unaudited Actual	2017-2018 Tentative Budget	2017-2018 Final Budget
Instructional Personnel							
The Florida Legislature has defined Instructional Personnel as "any staff member whose function includes the provision of direct instructional services to students. This also includes personnel whose functions provide support in the learning process of students."							
Teachers	\$137,389,696	\$136,378,810	\$141,698,189	\$141,992,477	\$140,529,181	\$146,005,106	\$145,835,589
Teacher Aides & Para Aides	\$11,640,946	\$11,559,684	\$12,069,032	\$12,198,570	\$12,242,070	\$12,736,618	\$12,880,223
Guidance Counselors	\$5,893,749	\$5,869,144	\$6,384,662	\$6,337,906	\$6,284,015	\$7,006,370	\$6,919,630
Psychologists and Social Workers	\$1,972,332	\$2,066,740	\$2,118,408	\$2,203,970	\$2,195,461	\$2,279,477	\$2,279,477
After School Childcare Staff	\$1,012,354	\$961,502	\$1,034,961	\$1,053,026	\$1,049,539	\$1,100,436	\$1,100,436
Part Time Adult Teaching Staff	\$1,482,340	\$1,478,927	\$1,591,917	\$1,513,505	\$1,457,104	\$1,742,480	\$1,742,480
Extra Duty Days	\$655,045	\$546,548	\$618,410	\$605,209	\$573,252	\$673,721	\$718,004
Longevity (Classified & Instructional)	\$7,926,975	\$7,390,823	\$7,316,915	\$7,395,361	\$7,180,307	\$7,035,820	\$7,035,820
Substitutes-Classified	\$3,037,784	\$2,874,977	\$3,194,625	\$3,482,095	\$3,331,933	\$2,349,911	\$2,349,911
Supplements	\$2,636,484	\$2,651,437	\$2,757,495	\$2,950,277	\$2,679,373	\$3,016,670	\$3,016,670
Temporary/P.T.-Hourly	\$940,278	\$1,194,197	\$1,335,434	\$1,286,746	\$1,305,731	\$2,336,630	\$2,386,630
Terminal Leave Pay	\$3,764,829	\$4,210,312	\$4,315,570	\$3,072,777	\$2,694,837	\$3,219,789	\$3,219,789
One Time Payments	\$2,090,850	\$3,397,019	\$3,484,660	\$3,087,834	\$3,163,860	\$1,607,166	\$1,607,166
Total Instructional Personnel	\$180,443,662	\$180,580,120	\$187,920,277	\$187,179,753	\$184,686,663	\$191,110,194	\$191,091,825
Educational Support Personnel							
The Florida Legislature has defined Educational Support Employees as "employees whose job functions are neither administrative nor instructional, yet whose work supports the educational process."							
Coord./Managers/Supv./Specialists	\$7,024,987	\$7,115,494	\$7,779,395	\$7,614,954	\$7,523,786	\$8,426,605	\$8,426,605
Bus Aides	\$885,728	\$910,512	\$942,380	\$911,375	\$901,731	\$899,160	\$899,160
Bus Drivers	\$5,295,038	\$5,124,436	\$5,313,668	\$4,978,393	\$4,927,354	\$4,971,923	\$4,971,923
Custodians	\$7,740,240	\$7,708,722	\$7,978,527	\$7,809,082	\$7,858,139	\$8,592,949	\$8,592,949
Data Processing Pers.	\$3,840,947	\$3,814,843	\$3,990,278	\$3,936,808	\$3,881,158	\$4,451,777	\$4,467,912
District & School Secretarial	\$9,569,976	\$9,442,430	\$9,816,728	\$9,435,319	\$9,397,289	\$9,846,914	\$9,846,914
Extra Duty Days	\$66,929	\$132,573	\$142,702	\$135,265	\$123,097	\$137,934	\$137,934
Longevity	\$2,412,351	\$2,350,768	\$2,384,384	\$2,330,277	\$2,249,234	\$2,191,011	\$2,191,011
Maint. /Mechanics/Delivery	\$6,436,871	\$6,451,934	\$6,265,799	\$6,706,385	\$6,549,685	\$6,790,839	\$6,790,839
Total Educational Support Pers.	\$43,273,067	\$43,051,712	\$44,613,861	\$43,857,857	\$43,411,473	\$46,309,112	\$46,325,247
Administrative Personnel							
The Florida Legislature has defined Administrative personnel as "those employees responsible for management functions such as the development of policies and implementation of those policies through the direction of personnel."							
School Board Members	\$193,795	\$194,170	\$194,170	\$196,149	\$195,327	\$195,477	\$195,477
Superintendent	\$216,202	\$221,644	\$227,185	\$238,773	\$226,549	\$265,010	\$265,010
Assistant Principals	\$4,420,465	\$4,672,997	\$4,789,822	\$4,995,354	\$5,011,360	\$6,539,721	\$6,539,721
Asst Superintendents	\$340,645	\$340,645	\$349,161	\$430,390	\$406,702	\$541,074	\$541,074
Directors & Executive Directors	\$1,780,416	\$1,609,652	\$1,678,738	\$1,828,871	\$1,654,065	\$1,719,463	\$1,692,617
Principals	\$4,415,358	\$4,670,997	\$4,798,133	\$4,588,135	\$4,473,746	\$4,576,795	\$4,576,795
Total Administrative Pers.	\$11,366,881	\$11,710,105	\$12,037,208	\$12,277,672	\$11,967,749	\$13,837,541	\$13,810,694
Grand Total	\$235,083,610	\$235,341,937	\$244,571,346	\$243,315,282	\$240,065,885	\$251,256,847	\$251,227,766

**The School Board of Sarasota County, Florida
General Fund**

**Comparative Statement of Employee Benefits
For the Fiscal Years of 2014 -15 to 2017-18**

Employee Benefit Detail	2014-2015 Actual	2015-2016 Actual	2016-2017 Original Budget	2016-2017 Amended Budget	2016-2017 Unaudited Actual	2017-2018 Tentative Budget	2017-2018 Final Budget
Retirement	\$17,638,990	\$17,449,009	\$19,022,538	\$18,292,942	\$18,075,538	\$19,587,194	\$19,580,930
Social Security	\$16,723,043	\$16,819,329	\$17,609,137	\$18,152,042	\$17,116,820	\$18,255,771	\$18,243,068
Group Insurance	\$31,659,526	\$33,456,245	\$35,129,058	\$35,129,058	\$34,816,797	\$38,083,977	\$38,083,977
Cafeteria Plan, Group Life, Disability Dental/Vision Insurance	\$2,049,646	\$1,882,431	\$1,920,080	\$2,246,955	\$2,325,514	\$2,182,465	\$2,182,465
Employee Assistance Programs including unemployment compensation	\$348,019	\$284,668	\$290,361	\$271,714	\$253,389	\$238,975	\$238,975
Early Retirement Plan Insurance	\$517,907	\$489,318	\$484,425	\$465,042	\$471,387	\$448,656	\$448,656
Workers Compensation	\$2,335,376	\$2,318,513	\$2,445,712	\$2,447,830	\$2,362,672	\$2,512,568	\$2,510,828
Total	\$71,272,507	\$72,699,513	\$76,901,312	\$77,005,584	\$75,422,117	\$81,309,606	\$81,288,899

Comparison of the Major Employee Benefits for the Period 2008-2009 through 2017-2018



**The School Board of Sarasota County, Florida
General Fund**

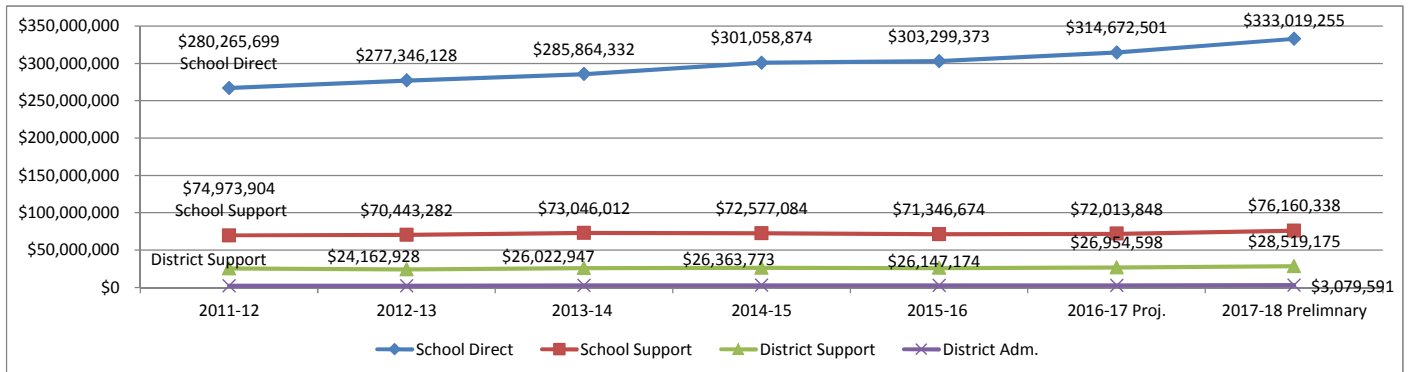
Comparative Statement of Appropriations by Object, For the Fiscal Years 2014-15 through 2017-18

Appropriations by Object	2014-2015 Actual	2015-2016 Actual	2016-2017 Original Budget	2016-2017 Amended Budget	2016-2017 Unaudited Actual	2017-2018 Tentative Budget	2017-2018 Final Budget
Purchased Services							
Professional Services	\$4,163,583	\$3,403,074	\$3,843,105	\$4,222,337	\$4,232,159	\$4,667,281	\$4,667,281
Charter School Payments	\$47,368,518	\$50,490,872	\$56,100,619	\$54,320,780	\$53,508,098	\$57,633,159	\$57,633,159
Second Chance School Payments	\$1,039,119	\$1,065,916	\$1,087,234	\$1,097,561	\$1,097,561	\$1,111,294	\$1,111,294
Virtual School Payments	\$133,570	\$40,634	\$41,447	\$105,859	\$141,373	\$133,401	\$133,401
Physical Exams	\$22,586	\$20,666	\$21,079	\$19,608	\$16,294	\$14,993	\$14,993
Insurance Premiums	\$3,212,804	\$2,670,111	\$2,723,513	\$2,723,513	\$2,414,932	\$2,723,513	\$2,723,513
Legal Services	\$365,052	\$362,212	\$369,456	\$368,308	\$425,189	\$398,787	\$398,787
In County Travel	\$181,821	\$188,923	\$192,701	\$168,164	\$172,327	\$174,882	\$174,882
Out of County Travel	\$324,243	\$488,369	\$498,136	\$497,747	\$598,535	\$580,271	\$580,271
Repairs And Maintenance	\$3,725,346	\$3,945,089	\$4,023,991	\$4,309,535	\$4,221,904	\$4,366,328	\$4,366,328
Rentals and Software Licensing	\$4,448,681	\$4,799,792	\$4,895,788	\$5,235,338	\$5,685,293	\$5,381,545	\$5,381,545
Postage	\$251,105	\$175,720	\$179,234	\$163,369	\$167,743	\$161,420	\$161,420
Telephone	\$492,443	\$449,782	\$458,778	\$634,941	\$536,819	\$566,509	\$566,509
Cell Phones	\$148,913	\$123,784	\$126,260	\$183,742	\$140,674	\$149,039	\$149,039
Fiber Optic Lines / Technology Hosting	\$883,367	\$945,443	\$964,352	\$1,025,915	\$969,221	\$1,088,180	\$1,088,180
Utilities - Water/Sewer	\$1,224,367	\$1,208,076	\$1,232,238	\$1,267,993	\$1,243,318	\$1,296,893	\$1,296,893
Utilities - Garbage	\$334,033	\$362,311	\$369,557	\$346,887	\$351,523	\$374,778	\$374,778
Other Purchased Services	\$2,329,764	\$2,507,938	\$2,558,097	\$3,226,498	\$2,619,945	\$3,139,976	\$3,139,976
Total Purchased Services	\$70,649,315	\$73,248,712	\$79,685,585	\$79,918,095	\$78,542,908	\$83,962,249	\$83,962,249
Energy Services							
Natural & Bottled Gas	\$60,197	\$61,687	\$62,921	\$51,291	\$49,704	\$48,973	\$48,973
Electric	\$7,960,474	\$7,418,214	\$7,863,306	\$7,518,766	\$7,499,854	\$7,736,141	\$7,736,141
Gasoline /Diesel Fuel	\$2,826,412	\$1,859,191	\$1,914,967	\$2,099,202	\$2,056,203	\$2,076,377	\$2,076,377
Total Energy Services	\$10,847,083	\$9,339,092	\$9,841,194	\$9,669,259	\$9,605,761	\$9,861,491	\$9,861,491
Materials and Supplies							
Consumable Supplies	\$6,488,531	\$6,526,955	\$6,657,495	\$6,754,351	\$6,581,459	\$6,602,956	\$6,604,981
State Textbooks	\$4,320,647	\$1,623,929	\$3,012,886	\$1,548,811	\$1,220,469	\$2,844,211	\$2,844,211
Discretionary Instr. Materials	\$706,372	\$767,919	\$783,277	\$866,710	\$796,530	\$742,168	\$742,168
Periodicals & Newspapers	\$65,096	\$63,362	\$64,629	\$71,312	\$71,325	\$77,000	\$77,000
Oil & Grease	\$54,705	\$52,441	\$53,490	\$42,528	\$46,773	\$46,861	\$46,861
Repair Parts/Tires & Tubes	\$386,962	\$384,005	\$391,685	\$393,574	\$377,672	\$347,768	\$347,768
Other Materials & Supplies	\$7,386	\$8,327	\$8,494	\$8,494	\$12,162	\$8,593	\$8,593
Total Materials & Supplies	\$12,029,699	\$9,426,938	\$10,971,956	\$9,685,779	\$9,106,390	\$10,669,557	\$10,671,582
Capital Outlay							
New Library Books	\$106,205	\$79,730	\$81,325	\$128,940	\$91,124	\$70,062	\$70,062
Audio Visual - Not Capitalized	\$4,984	\$12,847	\$13,104	\$13,104	\$2,367	\$13,257	\$13,257
Buildings & Fixed Equipment		\$3,500	\$3,570	\$3,570	\$8,161	\$3,612	\$3,612
Equipment & Furniture	\$935,362	\$1,333,824	\$1,360,497	\$1,383,847	\$1,295,718	\$1,424,778	\$1,424,778
Computers / Technology Tools	\$391,100	\$359,006	\$366,186	\$477,393	\$452,157	\$500,108	\$500,108
Remodeling & Renovations	\$274,742	\$256,478	\$261,608	\$140,016	\$122,432	\$94,865	\$94,865
Software -Not Capitalized	\$39,907	\$19,593	\$19,985	\$47,582	\$38,657	\$38,922	\$40,022
Total Capital Outlay	\$1,752,300	\$2,064,978	\$2,106,275	\$2,194,452	\$2,010,616	\$2,145,604	\$2,146,704
Other Expenses							
Dues and Fees	\$806,346	\$905,378	\$923,487	\$1,273,487	\$1,232,566	\$1,004,679	\$1,004,679
Judgments	\$2,500	\$0	\$0	\$0	\$0	\$0	\$0
Miscellaneous Expense	\$40,889	\$31,792	\$32,428	\$34,478	\$32,881	\$33,087	\$33,087
Field Trips	\$7,093	\$3,870	\$3,947	\$3,947	\$0	\$3,993	\$3,993
Total Other Expenses	\$856,828	\$941,040	\$959,862	\$1,311,912	\$1,265,447	\$1,041,759	\$1,041,759
Total Appropriations by Object	\$96,135,225	\$95,020,760	\$103,564,871	\$102,779,497	\$100,531,124	\$107,680,660	\$107,683,785

**The School Board of Sarasota County, Florida
General Fund**

**Comparative Statement of Appropriations by Function
For the Fiscal Years of 2014 -15 to 2017-18**

Appropriations by Function	2014-2015 Actual	2015-2016 Actual	2016-2017 Original Budget	2016-2017 Amended Budget	2016-2017 Unaudited Actual	2017-2018 Tentative Budget	2017-2018 Final Budget
Instruction	\$265,724,056	\$269,160,114	\$283,813,959	\$281,063,256	\$278,734,948	\$293,841,217	\$294,995,712
Pupil Personnel Services	\$22,451,694	\$22,581,575	\$23,810,980	\$24,115,337	\$23,782,594	\$25,095,237	\$25,163,051
Instructional Media Services	\$6,804,492	\$4,520,573	\$4,788,075	\$3,683,448	\$3,682,954	\$3,404,521	\$3,896,731
Instruction and Curriculum Dev	\$2,738,523	\$2,846,537	\$3,001,511	\$3,172,224	\$3,002,833	\$3,288,809	\$3,177,133
Instructional Staff Training	\$1,033,501	\$751,884	\$792,819	\$1,010,099	\$1,005,239	\$958,197	\$1,063,587
Instruction Related Technology	\$3,229,764	\$4,469,036	\$4,712,343	\$6,370,746	\$5,727,479	\$6,616,316	\$6,059,930
Board of Education	\$755,594	\$583,368	\$615,128	\$732,181	\$729,176	\$622,926	\$771,501
Legal Services	\$355,570	\$362,211	\$381,931	\$428,308	\$425,189	\$398,787	\$398,787
General Administration	\$1,930,725	\$1,901,320	\$2,004,833	\$2,153,174	\$1,801,722	\$2,231,481	\$1,909,303
School Administration	\$18,029,340	\$18,107,395	\$19,093,213	\$19,241,542	\$18,264,836	\$20,011,407	\$19,325,017
Facilities Acquisition & Construction	\$43,531	\$38,960	\$41,081	\$81,844	\$60,182	\$82,798	\$63,675
Fiscal Services	\$2,011,106	\$1,991,920	\$2,100,366	\$2,260,640	\$2,144,985	\$2,346,259	\$2,269,490
Food Services	\$45,997	\$51,209	\$53,997	\$49,471	\$48,601	\$48,278	\$51,422
Central Services	\$5,916,767	\$5,645,247	\$5,952,590	\$5,774,234	\$5,770,242	\$5,868,663	\$6,105,175
Pupil Transportation	\$16,181,013	\$15,502,233	\$16,346,219	\$15,561,192	\$15,556,478	\$15,919,470	\$16,459,452
Operation of Plant	\$33,998,431	\$33,509,506	\$35,343,933	\$34,979,305	\$33,557,951	\$36,398,314	\$35,505,818
Maintenance of Plant	\$14,392,723	\$14,813,050	\$15,619,515	\$16,469,266	\$15,807,393	\$17,104,570	\$16,724,932
Administrative Technology Services	\$3,999,646	\$3,657,997	\$3,857,149	\$3,172,588	\$3,171,796	\$3,127,028	\$3,355,903
Community Services	\$2,848,868	\$2,568,075	\$2,707,888	\$2,781,508	\$2,744,526	\$2,882,834	\$2,903,831
Transfers to Other Funds	\$550,279	\$577,910	\$577,910	\$577,910	\$577,910	\$577,910	\$577,910
Total	\$403,041,620	\$403,640,120	\$425,615,440	\$423,678,273	\$416,597,034	\$440,825,022	\$440,778,360



Definitions of Graph Categories
School Direct costs are a compilation of the functions: Instruction, Pupil Personnel Services, Instructional Media Services, Instructional Technology Services, and Community Services
School Support costs are a compilation of the functions: Instruction and Curriculum Development, Instructional Staff Training, School Administration, Transportation, Operation of Plant, Food Service and Transfers to other funds.
District Support Services are a compilation of the functions: Administrative Technology Services, Fiscal Services, Central Services, and Maintenance of Plant.
District Administration Services are a compilation of the functions: Board of Education, Legal Services, and General Administration.

**The School Board of Sarasota County, Florida
2017-2018 General Fund Budget**

SUPPLEMENTAL SCHEDULES



The School Board of Sarasota County, Florida
2017-2018 General Fund Budget
SCHEDULE A

Voted Millage Referendum Update

On March 25, 2014, voters in Sarasota County voted to continue the one-mill levy to preserve quality schools for another four years. This vote continued the tax levy that was originally passed by the voters in 2002, renewed in 2006, renewed in 2010, and renewed in 2014. This vote allows the District to maintain existing programs, provide additional programs and continue the District's commitment to quality education. This revenue source will continue until the fiscal year ending June 30, 2018. In the below tables are details of how the voted millage has been used.

Original Voted Millage Referendum - March 19, 2002

Appropriations for the Fiscal Year 2002-2003

Description	Amount
Without the passage of the referendum the school district was going to raise class size by an average of four students per classroom and cut other direct school support positions. With the passage of the referendum the district funded 235 teachers, 23 teacher aides, 9 Guidance Counselors, and 9 school secretaries for a total of 276 positions.	\$15,166,376
A three percent cost of living increase was placed into the salary schedules.	\$5,405,095
Total Appropriated in 2002-2003	\$20,571,471

Appropriations for the Fiscal Year 2003-2004

Description	Amount
Continued funding the 276 positions from 2002-2003 that were saved as a result of the referendum.	\$15,097,563
The Selby Foundation funded the building of elementary science labs. The referendum is providing funding of a Science Teacher for each lab. The students that are speakers of other languages class size was reduced, school psychologists, social workers, behavior teachers were added to reduce the number of students assigned to staff, the number of students assigned to guidance counselors was reduced from over 500 by 50 to 100 students for each guidance counselor, and aide / clerical support was added to the schools. The new positions added in 2003-2004 consisted of 90 teachers, 10 teacher aides, 14 Guidance Counselors, 10 School Secretaries, 2 School Psychologists and 1 social worker. The new positions of 127 brought the total number of positions funded by the referendum to 403.	\$6,972,785
The state funding was continuing to fall below the consumer price index increases and in 2003-2004 the charter schools were given an allocation based upon their percentage of student population to the total district.	\$1,023,632
The summer school program was expanded to include reading remediation for grades two and three, a middle school transition program for entering elementary students at each middle school, grade nine transition program for entering middle school students at High Schools, remediation English I & II, and Algebra 1A & IB programs.	\$1,245,549

The School Board of Sarasota County, Florida
2017-2018 General Fund Budget
SCHEDULE A
Voted Millage Referendum Update

Appropriations for the Fiscal Year 2003-2004 - continued

Description	Amount
A cost of living increase of 4.5% was placed on the salary schedules.	\$9,173,770
Total Appropriated 2003-2004	\$33,513,299

Appropriations for the Fiscal Year 2004-2005

Description	Amount
Continue funding the 403 positions added from the prior year's voted millage.	\$22,914,882
The Federal No Child Left Behind Act and the Class Size Reduction Amendment mandated additional reporting requirements. Every school was allocated at least 1 additional SSP-6 clerical for a total of 32 positions.	\$984,375
The Oak Park exceptional education center was given 2 instructional units to assist with mental health and career skills.	\$118,479
A remediation teacher was added at every school to assist with those students not on grade level. This added 32 teaching units.	\$1,895,947
The Title 1 schools that are below 800 students had an Assistant Principal position to help increase student achievement. A total of 3 positions were added.	\$284,817
The Middle and High Schools had 14 Literacy coaches added for a total of \$829,477; the driver's education program was expanded to be at all schools that serve high school students. This added one position at Pineview for a total of \$59,248. Oak Park South was provided a .68 counselor, Assistant Principal, and a security aide for a total of \$167,974. All schools serving grades 9 through 12 had a career counselor and scheduling coach added for a total of 14 positions, along with the continuation of the expanded summer school program.	\$2,026,259
Continuation of the charter school financial support from the referendum.	\$1,602,008
A cost of living increase of 4.5% was placed on the salary schedules.	\$8,906,617
Total appropriated in 2004-2005	\$38,733,384

The School Board of Sarasota County, Florida
2017-2018 General Fund Budget
SCHEDULE A
Voted Millage Referendum Update

Appropriations for the Fiscal Year 2005-2006

Description	Amount
The state constitutional amendment passed by the voters in 2002 with funding beginning in the 2003-2004 school year mandated that district reduce class size by an average of two students per grade level until reaching the mandated caps. Beginning in the 2005-2006 fiscal year the district is beginning to reach the cap in some grade levels with the state funding. This will allow the district to use the voted referendum that was being used to maintain class size to fund other instructional programs that the state funding is inadequate to fund.	\$10,531,373
Supplement the support for speakers of other languages with additional duty days or Liaisons to work with the parents, students and staff.	\$517,467
Support of the elementary school science program with a teacher or aide.	\$596,686
Additional school guidance counselors to allow for the high schools to have 350 students per counselor, middle school's 400 students per counselor, and elementary school's 450 students per counselor.	\$2,808,086
Maintain the additional school data coach testing support.	\$2,900,847
Maintain the additional school registrar support.	\$88,650
Maintain the exceptional education program school cluster support.	\$902,941
Maintain the additional school campus security aides.	\$770,444
Maintain the additional school remediation teachers.	\$1,999,801
Maintain the additional Oak Park school vocational program support.	\$121,200
Maintain the school literacy coaches.	\$848,401
Maintain the additional school office staff support.	\$1,250,148
Maintain the additional other school staff support and career counselors.	\$1,493,182
Fund the establishment of the Phoenix Academy in 2004-2005.	\$1,686,213
Continuation of the charter school financial support from the referendum.	\$1,678,066
The instructional salary schedule was modified for a longer student day. The extra half hour that begins effective January 1, 2006, will be funded from the referendum.	\$5,558,120
Total Appropriated in 2005-2006	\$33,751,625

The School Board of Sarasota County, Florida
2017-2018 General Fund Budget
SCHEDULE A
Voted Millage Referendum Update

Summary of the original voted millage referendum approved March 19, 2002

Revenues

Description	Amount
2002-2003 Actual Revenues Received	\$28,917,862
2003-2004 Actual Revenues Received	\$32,928,368
2004-2005 Actual Revenues Received	\$37,255,129
2005-2006 Actual Revenues Received	\$44,935,928
Total Revenues Received for the original voted millage	\$144,037,287

Appropriations

Description	Amount
2002-2003 Appropriations	\$20,571,471
2003-2004 Appropriations	\$33,513,299
2004-2005 Appropriations	\$38,733,384
2005-2006 Appropriations	\$33,751,625
Total Appropriations for the original voted millage	\$126,569,779

Description	Amount
Balance of Voted Millage referendum revenues as of June 30, 2006	\$17,467,508

Renewal of the voted millage referendum approved March 14, 2006

Appropriations for the Fiscal Year 2006-2007

Description	Amount
Portion of the school positions funded in the 2002-2003 voted millage was to maintain reasonable class size. This is the amount that is needed in addition to the class size reduction funding from the state to be in compliance with the class size amendment.	\$11,381,522
Supplement the support for speakers of other languages with additional duty days or Liaisons to work with the parents, students and staff.	\$677,345
Support of the elementary school science program with a teacher or aide.	\$620,585
Additional school guidance counselors to allow for the high schools to have 350 students per counselor, middle school's 400 students per counselor, and elementary school's 450 students per counselor.	\$2,878,226
Maintain the additional school data coach testing support.	\$3,359,424
Maintain the additional school registrar support.	\$93,631
Maintain the exceptional education program school cluster support.	\$1,294,063

The School Board of Sarasota County, Florida
2017-2018 General Fund Budget
SCHEDULE A
Voted Millage Referendum Update

Appropriations for the Fiscal Year 2006-2007 - continued

Description	Amount
Maintain the additional school campus security aides.	\$676,477
Maintain the additional school remediation teachers.	\$2,315,692
Maintain the additional Oak Park school vocational program support.	\$136,217
Maintain the school literacy coaches.	\$953,520
Maintain the additional school office staff support.	\$1,329,512
Maintain the additional other school staff support and career counselors.	\$691,090
Fund the establishment of the Phoenix Academy in 2004-2005.	\$1,783,198
Fund the Elementary Assistant Principals at Title 1 schools below 800 students and fund additional art and music teachers at all schools	\$3,469,707
Continuation of the charter school financial support from the referendum.	\$2,098,572
The instructional salary schedule was modified for a longer student day. The extra half hour began effective January 1, 2006. The extra half hour was effective for teacher aides beginning on July 1, 2006.	\$13,152,888
The voted millage is funding half the 5.25% cost of living increase approved 11/21/06	\$6,657,164
Total Appropriated in 2006-2007	\$53,558,833

Appropriations for the Fiscal Year 2007-2008

Description	Amount
Additional school guidance counselors to allow for the high schools to have 350 students per counselor, middle school's 400 students per counselor, and elementary school's 450 students per counselor.	\$3,019,530
Continue funding at the middle and high schools the testing data support positions.	\$921,913
Continue funding the school instructional technology school support positions.	\$2,510,440
Continue funding the school registrar support extra duty days.	\$79,665
Continue funding the elementary science teachers and teacher aides.	\$1,352,439
Continue funding the school security aides, physical education aides, and the supplement to the North Port High teen parent program.	\$336,189
Continue funding the school core curriculum and remediation teachers.	\$744,176
Continue funding the school literacy coaches at all schools.	\$2,515,440
Continue funding the elementary foreign language teachers, computer teacher, and dance movement teacher.	\$567,331
Continue funding the school office staff support.	\$1,794,974

The School Board of Sarasota County, Florida
2017-2018 General Fund Budget
SCHEDULE A
Voted Millage Referendum Update

Appropriations for the Fiscal Year 2007-2008 - continued

Description	Amount
Continue funding the Elementary Assistant Principals at Title 1 schools that are below 800 students and the additional elementary art and music teachers.	\$1,267,696
Continue funding the Charter schools to provide financial support due to the inadequate State funding.	\$3,167,501
Continue funding the thirty minute longer duty day. This amount covers the total 7.1% increase paid to teachers and aides.	\$13,641,575
Fund one half of the 5.25% across the board salary increase approved 11/21/06	\$6,757,021
Fund the 3% across the board salary increase approved in November of 2007	\$9,491,208
Total appropriated for 2007-2008	\$48,167,089

Appropriations for the Fiscal Year 2008-2009

Description	Amount
Continue funding the thirty minute longer duty day. This amount covers the total 7.1% increase paid to teachers and aides.	\$14,627,939
Continue funding one half of the 5.25% across the board salary increase approved 11/21/06 and the salary increase of 3% approved in November of 2007.	\$19,453,424
A liaison or extra duty day support that is being provided to schools with significant number of students who do not speak English as their native language.	\$1,238,944
An Elementary computer teacher was added at large elementary schools.	\$576,560
Continue funding the elementary science teachers and teacher aides.	\$1,585,545
Continue funding elementary school art and music teachers.	\$720,700
Continue funding the school instructional technology support positions.	\$1,518,983
Continue funding the school literacy coaches at all schools and data coaches at the middle and high school level.	\$3,891,780
Elementary counselor positions added to schools above 750 students.	\$403,592
Middle school counselor positions added to schools above 900 students.	\$864,840
High school counselor and behavior specialist positions added to schools above 800 students.	\$864,840

The School Board of Sarasota County, Florida
2017-2018 General Fund Budget
SCHEDULE A
Voted Millage Referendum Update

Appropriations for the Fiscal Year 2008-2009 - continued

Description	Amount
Continue funding at the middle and high Schools the testing data support positions for large schools.	\$360,350
Continue large elementary schools receiving additional physical education and dance support.	\$288,280
Continue the clerical support for administrative assistants, registrars, guidance counselors, and the middle school credit retrieval program.	\$1,097,616
Elementary Assistant Principal positions for all Title 1 school are below 800 students and for elementary schools over 1200 students.	\$922,952
Continue funding the school office staff support.	\$1,773,681
Elementary and middle school gifted cluster foreign language teachers support.	\$518,904
Continue funding the Charter schools to provide financial support due to the inadequate State funding.	\$3,841,922
In September of 2008 a 1% across the board salary increase was negotiated and a onetime 1% bonus to be paid in December of 2008. If the millage is not renewed before 6/30/10 than 6.63% is removed from the salary schedules.	\$6,276,099
Total appropriated for 2008-2009	\$60,826,951

Appropriations for the Fiscal Year 2009-2010

Description	Amount
Continue funding the thirty minute longer duty day. This amount covers the total 7.1% increase paid to teachers and aides.	\$13,830,514
Continue funding one half of the 5.25% across the board salary increase approved 11/21/06, the salary increase of 3% approved in November of 2007, and the salary increase of 1% approved in October of 2008.	\$17,879,997
Continue funding the elementary science teachers.	\$1,722,744
Continue funding a reduced number of elementary school art and music teachers.	\$430,686
The elementary literacy and data coaches are being reduced to be at only those elementary schools that do not have an Assistant Principal.	\$717,810
Continue to fund the elementary school paraprofessional aides for Title 1 schools.	\$313,848
Continue the liaison or extra duty day support that is being provided to schools with significant number of students who do not speak English as their native language.	\$1,372,266

The School Board of Sarasota County, Florida
2017-2018 General Fund Budget
SCHEDULE A
Voted Millage Referendum Update

Appropriations for the Fiscal Year 2009-2010 - continued

Description	Amount
Continue at a reduced funding level from prior years the Guidance Counselor positions.	\$2,268,280
Continue the High school testing and scheduling coordinator.	\$358,905
Continue the extra duty days for middle school credit retrieval, registrar services, and guidance counselor support.	\$373,370
Continue the Elementary Assistant Principal positions for all Title 1 schools below 800 students and for other schools needing additional support.	\$1,258,042
Continue funding a portion of the school office staff support.	\$1,386,537
Continue funding the elementary and middle school gifted cluster foreign language teacher's support.	\$581,427
Continue funding the Charter schools to provide financial support due to the inadequate State funding.	\$4,312,449
Continue the school physical education, dance, and computer teachers needed for teacher planning time at large schools.	\$1,019,290
The Supervisor of Elections cost for the March 13, 2010 election to renew the voted operating millage was funded from voted operating proceeds.	\$449,909
Total appropriated for 2009-2010	\$48,276,074

Summary of the renewed voted millage referendum approved March 14, 2006

Revenues

Description	Amount
Beginning balance July 1, 2006	\$17,467,508
2006-2007 Actual Revenues received	\$56,975,785
2007-2008 Actual Revenues received	\$60,486,047
2008-2009 Actual Revenues received	\$54,099,981
2009-2010 Actual Revenues received	\$47,532,155
Total Revenues Received for the renewed voted millage	\$236,561,476

Appropriations

Description	Amount
2006-2007 Appropriations	\$53,558,833
2007-2008 Appropriations	\$48,167,089
2008-2009 Appropriations	\$60,826,951
2009-2010 Appropriations	\$48,276,074
Total Appropriations for the renewed voted millage	\$210,828,947

Balance of Voted Millage referendum revenues as of June 30, 2010	\$25,732,529
---	---------------------

The School Board of Sarasota County, Florida
2017-2018 General Fund Budget
SCHEDULE A
Voted Millage Referendum Update

Renewal of the voted millage referendum approved March 16, 2010

Appropriations for the Fiscal Year 2010-2011

Description	Amount
Continue funding the thirty minute longer duty day. This amount covers the total 7.1% increase paid to teachers and aides.	\$12,795,213
Continue funding the elementary science teachers.	\$1,768,768
Continue the liaison or extra duty day support that is being provided to schools with significant number of students who do not speak English as their native language.	\$1,642,989
Continue funding the Charter schools to provide financial support due to the inadequate State funding.	\$4,059,794
Continue funding the elementary literacy and data coaches at only those elementary schools that do not have an Assistant Principal.	\$590,907
Continue the funding from 2009-2010 the Guidance Counselor positions.	\$2,219,436
Continue the high school testing and scheduling coordinator.	\$369,317
Continue the Elementary Assistant Principal positions for all Title 1 schools below 800 students and for other schools needing additional support.	\$1,169,215
Continue funding a portion of the school office staff support and instructional extra duty days.	\$1,755,955
Continue the elementary computer teachers needed for teacher planning time at large schools.	\$517,044
Due to the lack of state revenue the technology support professionals are being funded from the referendum.	\$2,207,434
Due to the lack of state revenue the Visual Performing Arts coordinator, the Booker High and North Port High performing arts technicians, Gifted cluster foreign language teachers, and elementary dance teachers at specific schools are funded with referendum dollars.	\$1,091,554

The School Board of Sarasota County, Florida
2017-2018 General Fund Budget
SCHEDULE A
Voted Millage Referendum Update

Appropriations for the Fiscal Year 2010-2011 – continued

Description	Amount
Due to the lack of state revenue the media specialists that are in the middle and high schools have been funded from the referendum.	\$1,034,087
Due to the lack of state revenue the high school transition planner / employment specialist are being funded from the referendum.	\$174,776
The class size amendment is insufficient to fund 19 teachers to be in compliance with the amendment.	\$1,477,260
Continue funding one half of the 5.25% across the board salary increase approved 11/21/06, the salary increase of 3% approved in November of 2007, and the salary increase of 1% approved in October of 2008.	\$16,628,486
Total Appropriations 2010-2011	\$49,502,235

Appropriations for the Fiscal Year 2011-2012

Description	Amount
Continue funding the thirty minute longer duty day. This amount covers the total 7.1% increase paid to teachers and aides.	\$10,356,594
Continue funding the elementary science teachers.	\$1,551,984
Continue the liaison or extra duty day support that is being provided to schools with significant number of students who do not speak English as their native language.	\$1,541,258
Continue funding the Charter schools to provide financial support due to the inadequate State funding.	4,534,285
Continue funding the elementary literacy and data coaches at only those Elementary schools that do not have an Assistant Principal.	\$564,358
Continue the funding of Guidance Counselor / Behavior Specialist positions due to inadequate state funding.	\$2,999,486
Continue the high school testing and scheduling coordinator.	\$352,724
Continue the elementary Assistant Principal positions for all title one schools below 800 students and for other schools needing additional support.	\$1,126,910
Continue funding a portion of the school office staff support and instructional extra duty days.	\$1,660,908
Continue the elementary computer teachers needed for teacher planning time at large schools.	\$211,634

The School Board of Sarasota County, Florida
2017-2018 General Fund Budget
SCHEDULE A
Voted Millage Referendum Update

Appropriations for the Fiscal Year 2011-2012 – continued

Description	Amount
Due to the lack of state revenue the Visual Performing Arts coordinator, the Booker High and North Port High performing arts technicians, Gifted cluster foreign language teachers, and elementary dance teachers at specific schools are funded with the referendum.	\$3,788,266
Due to the lack of state revenue the media personnel that are in the schools have been funded from the referendum.	\$1,942,387
Due to the lack of state funding school security aides that are in schools have been funded from the referendum.	\$1,023,472
Due to the lack of state funding all art and music teachers have been funded from the referendum.	\$8,514,768
Due to the lack of funding the program that provides for an alternative to school suspension is funded from the referendum.	\$1,219,802
Due to the lack of funding the 40% of the Technology Support Professionals that are servicing school networks are being funded from the referendum.	\$951,678
Total Appropriations 2011-2012	\$42,340,514

Appropriations for the Fiscal Year 2012-2013

Description	Amount
Continue funding the thirty minute longer duty day. This amount covers the total 7.1% paid to teachers and aides.	\$9,194,064
Continue funding the elementary science teachers.	\$1,478,829
Continue the liaison or extra duty day support to schools with significant number of students who do not speak English.	\$1,528,464
Continue funding the Charter schools to provide financial support due to the inadequate State funding.	5,196,859
Continue the funding of Guidance Counselor / Behavior Specialist positions due to inadequate state funding.	\$3,626,148
Continue the high school testing and scheduling coordinator.	\$352,102
Continue the elementary Assistant Principal positions for all title one schools below 800 students, interns for non-Title 1 elementary schools below 800 students, and an intern for each middle school.	\$2,345,230
Continue funding a portion of the school office staff support and both instructional and non-instructional extra duty days.	\$2,745,048
Continue funding the Visual Performing Arts coordinator, the Booker High and North Port High performing arts technicians, Gifted cluster foreign language teachers, and elementary dance teachers at specific schools are funded with referendum dollars.	\$4,003,908

The School Board of Sarasota County, Florida
2017-2018 General Fund Budget
SCHEDULE A
Voted Millage Referendum Update

Appropriations for the Fiscal Year 2012-2013 – continued

Description	Amount
Continue funding the media personnel that are in the schools have been funded from the referendum.	\$1,949,656
Continue funding the school security aides that are in middle and high schools.	\$1,046,790
Continue funding all the art and music teachers.	\$8,844,772
Continue funding the program that provides for an alternative to school suspension.	\$925,679
Continue funding the Technology Support Professionals that are servicing school networks.	\$1,454,572
Total Appropriations 2012-2013	\$44,694,120

Appropriations for the Fiscal Year 2013-2014

Description	Amount
Continue funding the thirty minute longer duty day. This amount covers the total 7.1% paid to teachers and aides.	\$10,140,263
Continue funding the elementary science teachers.	\$1,609,517
Continue the liaison or extra duty day support that is being provided to schools with significant number of students who do not speak English as their native language.	\$1,533,112
Continue funding the Charter schools to provide financial support due to the inadequate State funding.	\$5,981,181
Continue the funding of Guidance Counselor / Behavior Specialist positions due to inadequate state funding.	\$3,358,992
Continue the high school testing and scheduling coordinator. For those middle schools that had administrative interns for 2012-2013, the administrative intern was deleted and a testing scheduling intervention teacher was added.	\$629,811
Continue the elementary Assistant Principal positions for all title one schools below 800 students, interns for non-Title 1 elementary schools below 800 students. The administrative intern was deleted and converted to the testing scheduling intervention teacher.	\$1,998,846

The School Board of Sarasota County, Florida
2017-2018 General Fund Budget
SCHEDULE A
Voted Millage Referendum Update

Appropriations for the Fiscal Year 2013-2014 – continued

Description	Amount
Continue funding a portion of the school office staff support and both instructional and non-instructional extra duty days.	\$2,357,012
Continue funding the Visual Performing Arts coordinator, the Booker High and North Port High performing arts technicians, Gifted cluster foreign language teachers, Young Marines program at Venice Middle school, and elementary dance teachers at specific schools are funded with referendum dollars.	\$4,709,706
Continue funding the media personnel that are in the schools. All schools are now staffed with media aides, rather than the middle and high schools were staffed with media specialist positions.	\$1,469,503
Continue funding the school security aides that are in middle and high schools.	\$1,049,405
Continue funding all the art and music teachers.	\$8,712,386
Continue funding the program that provides for an alternative to school suspension. This amount was reduced this year to be a supplemental amount to the F.E.F.P. earned.	\$149,782
Continue funding the Technology Support Professionals that are servicing school networks. The amount was increased to fund 100% of their positions, rather than a percentage from the capital transfer.	\$2,125,384
Total Appropriations 2013-2014	\$45,824,900

Summary of the renewed voted millage referendum approved March 16, 2010

Revenues	
Description	Amount
Beginning balance July 1, 2010	\$25,732,529
2010-2011 Actual Revenues received	\$43,252,762
2011-2012 Actual Revenues received	\$40,610,444
2012-2013 Actual Revenues received	\$40,415,355
2013-2014 Actual Revenues received	\$41,924,343
Total Revenues Received for the renewed voted millage	\$191,935,433

The School Board of Sarasota County, Florida
2017-2018 General Fund Budget
SCHEDULE A
Voted Millage Referendum Update

Appropriations

Description	Amount
2010-2011 Appropriations	\$49,502,235
2011-2012 Appropriations	\$42,340,514
2012-2013 Appropriations	\$44,694,120
2013-2014 Appropriations	\$45,824,900
Total Appropriations for the renewed voted millage	\$182,361,769

Balance of Voted Millage referendum revenues as of June 30, 2014	\$9,573,664
---	--------------------

Renewal of the voted millage referendum approved March 25, 2014

Appropriations for the Fiscal Year 2014-2015

Description	Amount
Continue funding the thirty minute longer duty day. This amount covers the total 7.1% paid to teachers and aides.	\$10,460,939
Continue funding the elementary science teachers.	\$1,646,938
Continue the liaison or extra duty day support that is being provided to schools with significant number of students who do not speak English as their native language.	\$1,497,307
Continue funding the Charter schools to provide financial support due to the inadequate State funding.	\$6,204,175
Continue the funding of Guidance Counselor / Behavior Specialist positions due to inadequate state funding.	\$4,367,966
Continue the high school testing and scheduling coordinator. Continue funding the middle school testing scheduling intervention teacher.	\$429,636
Continue the elementary Assistant Principal positions for all title one schools below 800 students, interns for non-Title 1 elementary schools below 800 students. The administrative intern was deleted and converted to the testing scheduling intervention teacher.	\$2,255,102
Continue funding a portion of the school office staff support and both instructional and non-instructional extra duty days.	\$2,632,986
Continue funding the Visual Performing Arts coordinator, the Booker High and North Port High performing arts technicians, Gifted cluster foreign language teachers, Young Marines program at Venice Middle school, and elementary dance teachers at specific schools are funded with referendum dollars.	\$3,968,969
Continue funding the media personnel that are in the schools. All schools are now staffed with media aides, rather than the middle and high schools were staffed with media specialist positions.	\$1,510,332

The School Board of Sarasota County, Florida
2017-2018 General Fund Budget
SCHEDULE A
Voted Millage Referendum Update

Appropriations for the Fiscal Year 2014-2015 - continued

Description	Amount
Continue funding the school security aides that are in middle and high schools.	\$1,080,940
Continue funding all the art and music teachers.	\$11,032,084
Continue funding the program that provides for an alternative to school suspension. This amount is supplemental to the FEFP earned by the program.	\$427,527
Continue funding the Technology Support Professionals that are servicing school networks. The amount was increased to fund 100% of their positions, rather than a percentage from the capital transfer.	\$2,213,658
Total Appropriations 2014-2015	\$49,728,559

Appropriations for the Fiscal Year 2015-2016

Description	Amount
Continue funding the thirty minute longer duty day. This amount covers the total 7.1% paid to teachers and aides.	\$10,600,754
Continue funding the elementary science teachers.	\$1,646,478
Continue the liaison or extra duty day support that is being provided to schools with significant number of students who do not speak English as their native language.	\$1,580,716
Continue funding the Charter schools to provide financial support due to the inadequate State funding.	\$6,894,707
Continue the funding of Guidance Counselor / Behavior Specialist positions due to inadequate state funding.	\$4,230,733
Continue the high school testing and scheduling coordinator. Continue funding the middle school testing scheduling intervention teacher.	\$787,446
Continue the elementary Assistant Principal positions for all title one schools below 800 students, interns for non-Title 1 elementary schools below 800 students.	\$2,011,716
Continue funding a portion of the school office staff support and both instructional and non-instructional extra duty days.	\$2,626,093
Continue funding the Visual Performing Arts coordinator, the Booker High and North Port High performing arts technicians, Gifted cluster foreign language teachers, Young Marines program at Venice Middle school, and elementary dance teachers at specific schools are funded with referendum dollars.	\$4,323,245
Continue funding the media personnel that are in the schools. All schools are now staffed with media aides, rather than the middle and high schools were staffed with media specialist positions.	\$1,529,730

The School Board of Sarasota County, Florida
2017-2018 General Fund Budget
SCHEDULE A
Voted Millage Referendum Update

Appropriations for the Fiscal Year 2015-2016 - continued

Description	Amount
Continue funding the school security aides that are in middle and high schools.	\$1,098,440
Continue funding all the art and music teachers.	\$10,992,628
Continue funding the program that provides for an alternative to school suspension. This amount is supplemental to the FEFP earned by the program.	\$427,527
Continue funding the Technology Support Professionals that are servicing school networks. The amount was increased to fund 100% of their positions, rather than a percentage from the capital transfer.	\$2,215,176
Total Appropriations 2015-2016	\$50,965,389

Appropriations for the Fiscal Year 2016-2017

Description	Amount
Continue funding the thirty minute longer duty day. This amount covers the total 7.1% paid to teachers and aides.	\$11,089,708
Continue funding the elementary science teachers.	\$1,723,224
Continue the liaison or extra duty day support that is being provided to schools with significant number of students who do not speak English as their native language.	\$1,687,408
Continue funding the Charter schools to provide financial support due to the inadequate State funding.	\$7,261,871
Continue the funding of Guidance Counselor / Behavior Specialist positions due to inadequate state funding.	\$4,178,822
Continue the high school testing and scheduling coordinator. Continue funding the middle school testing scheduling intervention teacher.	\$789,811
Continue the elementary Assistant Principal positions for all title one schools below 800 students, interns for non-Title 1 elementary schools below 800 students.	\$2,047,650
Continue funding a portion of the school office staff support and both instructional and non-instructional extra duty days.	\$2,523,609
Continue funding the Visual Performing Arts coordinator, the Booker High and North Port High performing arts technicians, Gifted cluster foreign language teachers, Young Marines program at Venice Middle school, elementary computer teachers, and elementary dance teachers at specific schools are funded with referendum dollars.	\$3,541,449
Continue funding the media personnel that are in the schools. All schools are now staffed with media aides, rather than the middle and high schools were staffed with media specialist positions.	\$1,544,662

The School Board of Sarasota County, Florida
2017-2018 General Fund Budget
SCHEDULE A
Voted Millage Referendum Update

Appropriations for the Fiscal Year 2016-2017 - continued

Description	Amount
Continue funding the school security aides that are in middle and high schools.	\$1,087,014
Continue funding all the art and music teachers.	\$11,295,138
Continue funding the program that provides for an alternative to school suspension. This amount is supplemental to the FEFP earned by the program.	\$461,729
Continue funding the Technology Support Professionals that are servicing school networks. The amount was increased to fund 100% of their positions, rather than a percentage from the capital transfer.	\$2,216,970
New for the 2016 – 2017 fiscal year is the Elementary Summer Learning Academies for incoming Kindergarten students at Emma E. Booker Elementary, Gocio Elementary, and Tuttle Elementary. The Alta Vista Eagle Academy serving Kindergarten through grade 3 program will now be funded from referendum funding due to the discontinuance of grant funding. Title 1 funds are providing supplemental funding of \$59,000 per school.	\$322,201
Total Appropriations 2016-2017	\$51,771,266
Total Positions	525

Appropriations for the Fiscal Year 2017-2018

Description	Amount
Continue funding the thirty-minute longer duty day. This amount covers the total 7.1% paid to teachers and aides.	\$11,270,662
Continue funding the elementary science teachers.	\$1,624,490
Continue the liaison or extra duty day support that is being provided to schools with significant number of students who do not speak English as their native language.	\$1,773,687
Continue funding the Charter schools to provide financial support due to the inadequate State funding.	\$8,226,775
Continue the funding of Guidance Counselor / Behavior Specialist /and additional Home School Liaison positions due to inadequate state funding.	\$5,099,486
Continue the high school testing and scheduling coordinator. Continue funding the middle school testing scheduling intervention teacher.	\$889,938
Continue the elementary Assistant Principal positions for all schools below 800 students.	\$1,945,864
Continue funding a portion of the school office staff support and both instructional and non-instructional extra duty days.	\$3,116,729

The School Board of Sarasota County, Florida
2017-2018 General Fund Budget
SCHEDULE A
Voted Millage Referendum Update

Appropriations for the Fiscal Year 2017-2018 - continued

Description	Amount
Continue funding the Visual Performing Arts coordinator, the Booker High and North Port High performing arts technicians, Gifted cluster foreign language teachers, Young Marines program at Venice Middle school, ESE Compliance Liaisons, Riverview Planetarium, Teen Parent Social Worker, Sarasota Care Free Learner, elementary computer teachers, and elementary dance teachers at specific schools are funded with referendum dollars.	\$4,440,276
Continue funding the media personnel that are in the schools. All schools are now staffed with media aides, rather than the middle and high schools were staffed with media specialist positions.	\$1,554,136
Continue funding the school security aides that are in middle and high schools.	\$1,156,284
Continue funding all the art and music teachers.	\$11,302,283
Continue funding the program that provides for an alternative to school suspension. This amount is supplemental to the FEFP earned by the program.	\$427,527
Continue funding the Technology Support Professionals that are servicing school networks. The amount was increased to fund 100% of their positions, rather than a percentage from the capital transfer.	\$2,385,300
Fund Middle School Career Advisors	\$422,181
Extend Reading Recovery Teachers by adding 6 teachers at non-Title I elementary schools.	\$423,780
Total Appropriations 2017-2018	\$56,059,398
Total Positions	580

Summary of the renewed voted millage referendum approved March 25, 2014

Revenues

Description	Amount
Beginning balance July 1, 2014	\$9,573,664
2014-2015 Actual Revenues received	\$45,369,130
2015-2016 Actual Revenues received	\$48,776,733
2016-2017 Actual Revenues received	\$53,196,839
2017-2018 Budgeted Revenues	\$56,505,622
Total Revenues for the renewed voted millage	\$213,421,988

The School Board of Sarasota County, Florida
2017-2018 General Fund Budget
SCHEDULE A
Voted Millage Referendum Update

Appropriations

Description	Amount
2014-2015 Appropriations	\$49,728,559
2015-2016 Appropriations	\$50,965,389
2016-2017 Appropriations	\$51,771,266
2017-2018 Appropriations	\$56,059,398
Total Appropriations for the renewed voted millage	\$208,524,612

Anticipated Balance of Voted Millage referendum revenues as of June 30, 2018	\$4,897,376
---	--------------------

**The School Board of Sarasota County, Florida
2017-2018 General Fund Budget**

**SCHEDULE B
DISTRICT ENROLLMENT**



This page intentionally left blank

**The School Board of Sarasota County, Florida
2017-2018 General Fund Budget**

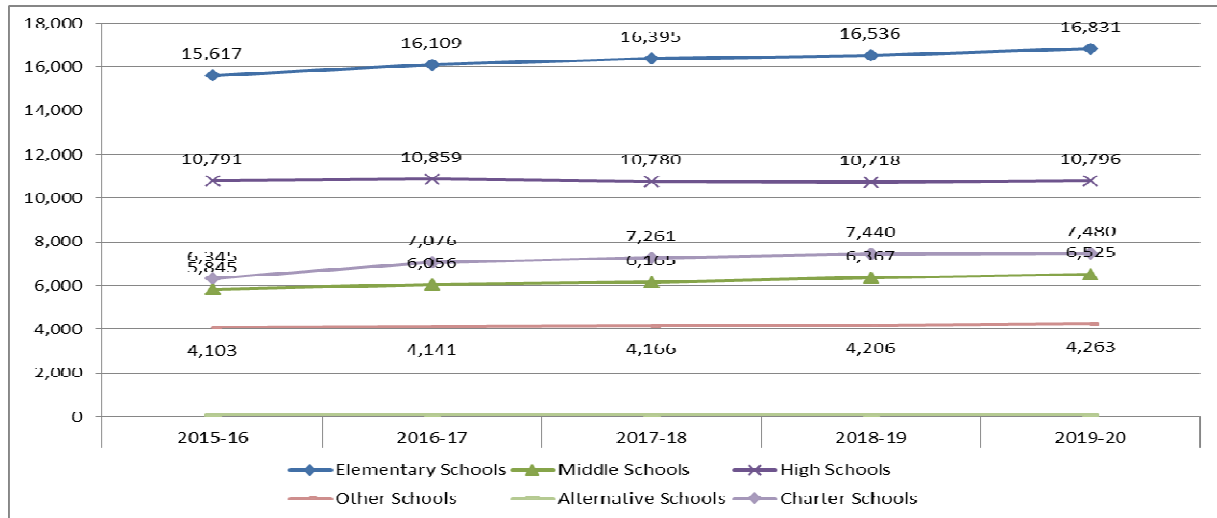
**SCHEDULE B
DISTRICT ENROLLMENT**

Student Enrollment for the Period 2014-2015 through 2021-22
District Enrollment Summary of all Schools

School	2014-2015	2015-2016	2016-2017	2017-2018	2018-2019	2019-2020	2020-2021	2021-2022
Elementary Schools								
Alta Vista	635	681	661	674	701	720	739	758
Ashton	896	922	934	961	1,007	1,081	1,123	1,180
Atwater	717	712	696	687	680	668	697	749
Bay Haven	591	602	603	603	608	600	600	600
Brentwood	669	720	695	692	700	710	705	707
Cranberry	792	772	745	731	718	718	705	710
Emma Booker	550	556	551	578	611	616	617	631
Englewood	523	541	581	597	622	642	645	658
Fruitville	762	748	743	732	712	697	698	698
Garden	649	595	604	621	631	649	668	713
Glenallen	689	700	703	738	757	766	795	820
Gocio	668	638	646	680	676	674	662	676
Gulf Gate	749	724	730	750	772	782	803	816
Lakeview	607	588	599	620	643	689	729	761
Lamarque	805	808	810	836	847	843	854	923
Phillippi	752	810	804	802	807	800	802	801
Southside	725	763	787	802	800	800	808	804
Tatum Ridge	669	658	673	667	693	692	729	763
Taylor Ranch	628	642	694	743	778	796	848	918
Toledo	741	722	720	738	753	734	752	760
Tuttle	703	696	772	804	812	784	778	766
Venice	592	585	576	573	557	540	530	518
Wilkinson	480	434	474	482	511	536	544	557
Total Elementary Schools	15,592	15,617	15,801	16,109	16,395	16,536	16,831	17,289
Middle Schools								
Booker	850	781	798	805	826	842	848	852
Brookside	816	833	800	795	795	822	853	876
Heron Creek	865	873	877	884	937	979	1,008	1,038
McIntosh	682	678	699	738	760	793	808	827
Sarasota	1,271	1,267	1,292	1,315	1,328	1,354	1,387	1,406
Venice	543	554	628	677	682	710	742	776
Woodland	858	859	821	842	837	867	878	887
Total Middle Schools	5,885	5,845	5,915	6,056	6,165	6,367	6,525	6,663
High Schools								
Booker	1,094	1,171	1,210	1,253	1,307	1,344	1,371	1,382
Cyysis								
NorthPort	2,325	2,360	2,300	2,282	2,249	2,242	2,237	2,268
Riverview	2,492	2,491	2,547	2,531	2,516	2,486	2,495	2,526
Sarasota	2,129	2,086	2,128	2,120	2,071	2,051	2,037	2,035
Suncoast Polytechnical	541	570	567	574	573	548	540	533
Technical High School South								
Venice	1,953	2,113	2,087	2,099	2,063	2,047	2,115	2,180
Total High Schools	10,534	10,791	10,839	10,859	10,780	10,718	10,796	10,924
Other Schools								
Laurel Nokomis School	1,030	1,076	1,152	1,230	1,281	1,336	1,384	1,449
Contracted Virtual School	81	58	58	67	67	74	77	83
District Virtual School	53	53	32	71	78	86	95	104
Phoenix Academy	0	0	0	0	0	0	0	0
Oak Park	345	301	308	309	311	313	315	317
Oak Park South	0	0	0	0	0	0	0	0
ESE Vouchers to Private Schools	359	374	410	429	429	429	429	429
Sarasota Technical Institute	129	119	119	124	124	124	124	124
Pineview	2,187	2,174	2,051	1,965	1,929	1,898	1,893	1,902
ESE Special Programs	54	67	70	70	70	70	70	70
Total Other Schools	4,109	4,103	4,081	4,141	4,166	4,206	4,263	4,354

SCHEDULE B
The School Board of Sarasota County, Florida
Student Enrollment for the Period 2014-2015 through 2021-22
District Enrollment Summary of all Schools

School	2014-2015	2015-2016	2016-2017	2017-2018	2018-2019	2019-2020	2020-2021	2021-2022
Alternative Schools								
T.R.I.A.D.	103	86	63	105	105	105	105	105
Total Alternative Schools	103	86	63	105	105	105	105	105
Charter Schools								
Imagine Charter School at NorthPort	1,029	1,128	1,182	1,226	1,226	1,226	1,226	1,226
Imagine Charter School at Palmer Ranch	431	436	455	485	505	524	544	567
Island Village Montessori	678	697	755	814	814	814	814	814
Sarasota Arts & Sciences	750	751	751	752	752	752	752	752
The Leadership Academy of Venice	285	311	286	315	315	315	315	315
Sarasota Academy of the Arts	207	209	225	228	228	228	228	228
Sarasota Military	1,096	1,017	935	1,050	1,050	1,050	1,050	1,050
Sarasota Military Prep	422	496	570	650	650	650	650	650
Suncoast Innovative Studies	420	429	419	415	415	415	415	415
Sarasota Suncoast Academy	499	503	507	646	756	866	866	866
Strength and Knowledge at the Y (Englewood)		96	180	225	280	330	350	375
Strength and Knowledge at the Y (Venice)	338	272	256	270	270	270	270	270
Total Charter Schools	6,155	6,345	6,521	7,076	7,261	7,440	7,480	7,528
Grand Total Pre K through Grade Twelve	42,378	42,787	43,220	44,346	44,872	45,372	46,000	46,864



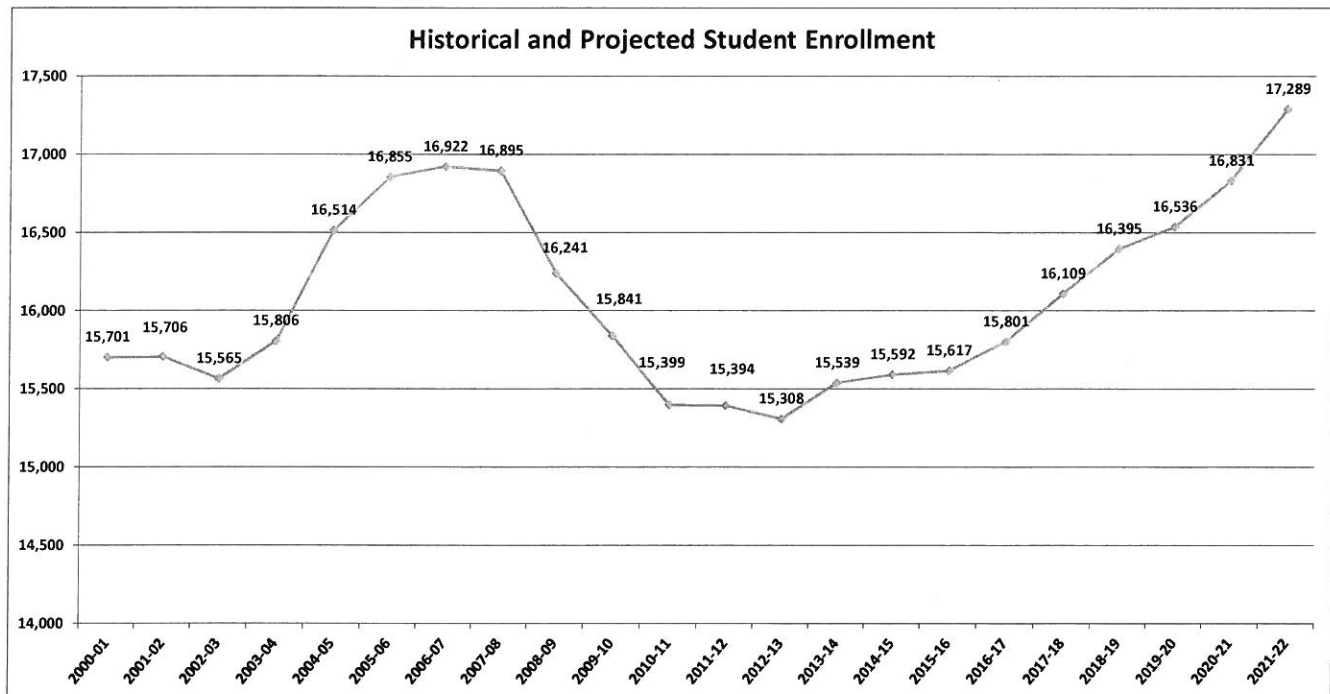
THE SCHOOL BOARD OF SARASOTA COUNTY, FLORIDA



ELEMENTARY SCHOOLS

The School Board of Sarasota County, Florida
Student Enrollment for the Period 2014-2015 through 2021-2022
Historical Student enrollment by Grade level information (Based upon October of each school year)
Total for all Elementary Schools

Student Enrollment by Grade Level								
Grade Level	2014-2015	2015-2016	2016-2017	2017-2018	2018-2019	2019-2020	2020-2021	2021-2022
Pre Kindergarten	253	260	308	346	346	346	346	346
Kindergarten	2,508	2,409	2,473	2,567	2,660	2,742	2,811	2,862
First	2,706	2,671	2,468	2,550	2,663	2,759	2,838	2,907
Second	2,561	2,599	2,618	2,467	2,545	2,658	2,744	2,820
Third	2,639	2,655	2,742	2,723	2,582	2,673	2,785	2,873
Fourth	2,409	2,576	2,586	2,812	2,718	2,578	2,666	2,757
Fifth	2,516	2,447	2,606	2,643	2,881	2,779	2,641	2,724
Total by Grade	15,592	15,617	15,801	16,109	16,395	16,536	16,831	17,289
Students by Program funded through the Florida Education Finance Program								
Basic Education	10,864	10,993	10,976	11,199	11,374	11,478	11,691	12,021
E.S.O.L.	1,057	1,053	1,136	1,165	1,181	1,183	1,192	1,214
Students with Disabilities K-3	2,110	2,058	2,130	2,170	2,201	2,218	2,253	2,309
Students with Disabilities 4-8	1,443	1,453	1,449	1,479	1,502	1,517	1,545	1,585
Students with Disabilities 9-12	0	0	0	0	0	0	0	0
ESE Level 4	132	105	103	105	105	104	105	108
ESE Level 5	17	12	15	15	15	15	16	16
Total Students by Program	15,623	15,675	15,809	16,133	16,378	16,515	16,802	17,253



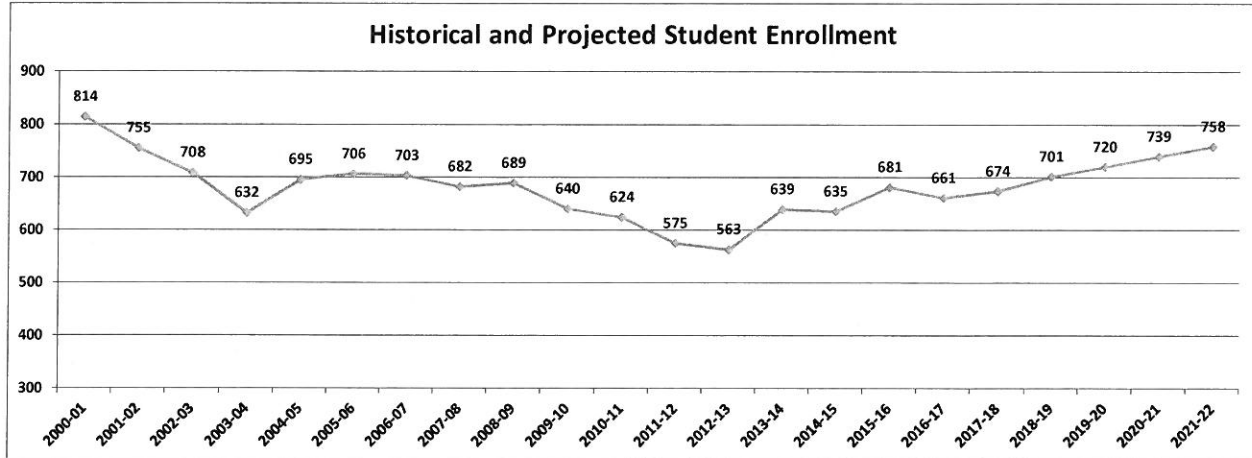
The School Board of Sarasota County, Florida
Student Enrollment for the Period 2014-2015 through 2021-2022

Historical Student enrollment by Grade level information (Based upon October of each school year)

Alta Vista Elementary School

School Principal:	Dr. Barbara Shirley	Year School Opened	1955
School Address:	2589 Alta Vista St. Sarasota, FL. 34237	Year Renovated	1997
School Phone	(941) 361-6400	Free / Reduced Lunch Percentage	94.05%
School Web Site	sarasotacountyschools.net/av	Title One School	Yes

Student Enrollment by Grade Level								
Grade Level	2014-2015	2015-2016	2016-2017	2017-2018	2018-2019	2019-2020	2020-2021	2021-2022
Pre Kindergarten	2	2	2	2	2	2	2	2
Kindergarten	122	142	113	115	122	125	127	130
First	123	138	129	115	117	125	127	136
Second	108	111	112	126	112	114	127	132
Third	112	106	110	118	128	114	116	129
Fourth	81	103	94	107	116	125	113	114
Fifth	87	79	101	91	104	115	128	115
Total by Grade	635	681	661	674	701	720	739	758
Students by Program funded through the Florida Education Finance Program								
Basic Education	417	461	422	430	448	459	472	484
E.S.O.L.	107	110	109	111	115	118	122	125
Students with Disabilities K-3	73	73	75	76	80	82	84	86
Students with Disabilities 4-8	31	47	51	52	54	56	57	58
Students with Disabilities 9-12					0	0	0	0
ESE Level 4	1	1	0	0	0	0	0	0
ESE Level 5	0	0	0	0	0	0	0	0
Total Students by Program	628	692	657	669	697	715	735	753



The School Board of Sarasota County, Florida
Student Enrollment for the Period 2014-2015 through 2021-2022
Historical Student enrollment by Grade level information (Based upon October of each school year)
Ashton Elementary School

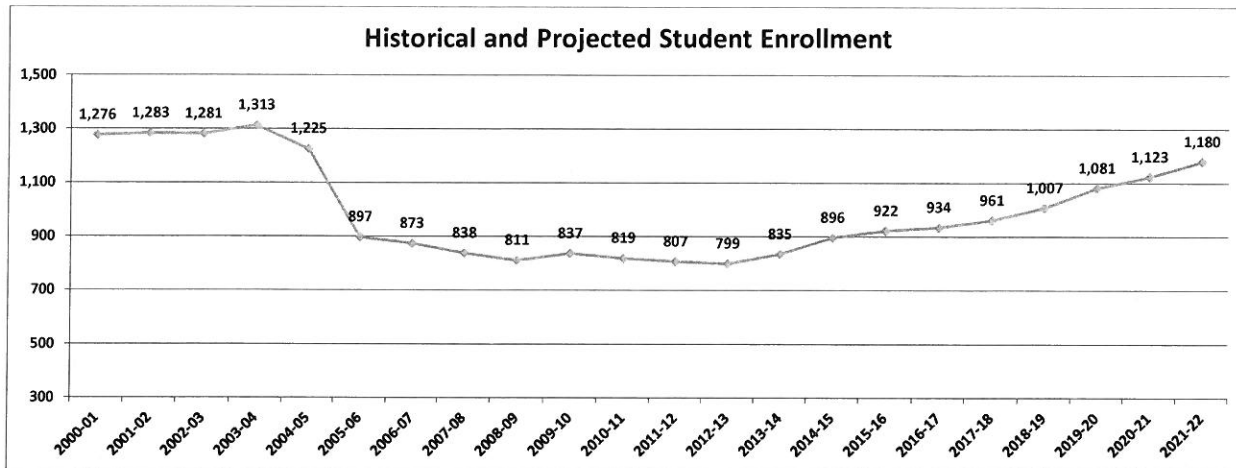
School Principal(Interim):	Ms. Kristi Jarvis	Year School Opened	1976
School Address:	5110 Ashton Road Sarasota, FL. 34237	Year Renovated	2005
School Phone	(941) 361-6440	Free / Reduced Lunch Percentage	30.26%
School Web Site	sarasotacountyschools.net/ashton	Title One School	No

Student Enrollment by Grade Level

Grade Level	2014-2015	2015-2016	2016-2017	2017-2018	2018-2019	2019-2020	2020-2021	2021-2022
Pre Kindergarten	2	3	1	1	1	1	1	1
Kindergarten	171	125	149	150	161	172	183	186
First	136	184	143	158	169	181	193	192
Second	132	142	179	148	166	178	188	200
Third	142	156	146	187	158	182	196	199
Fourth	152	148	159	152	195	165	190	205
Fifth	161	164	157	165	158	202	171	197
Total by Grade	896	922	934	961	1,007	1,081	1,123	1,180

Students by Program funded through the Florida Education Finance Program

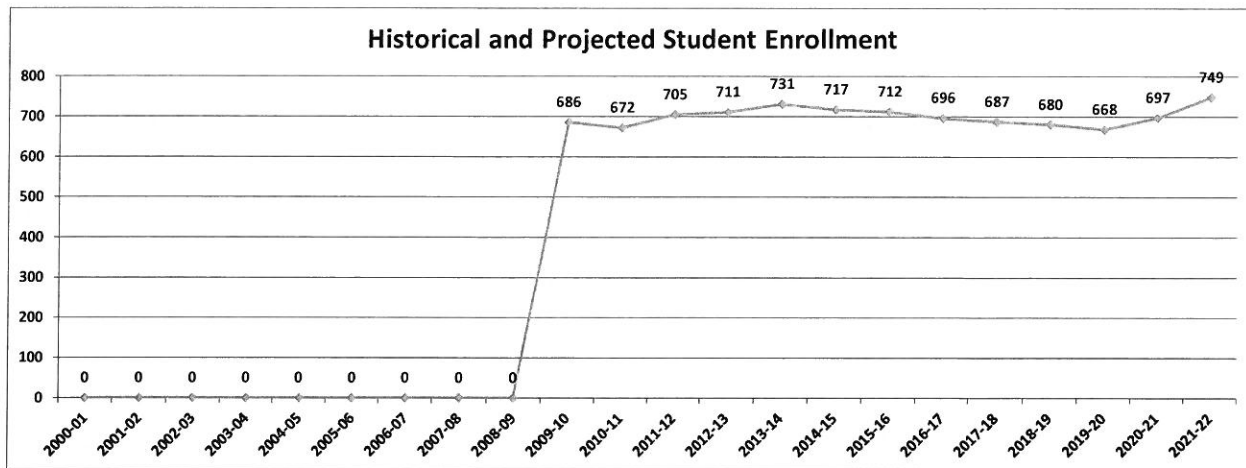
Basic Education	674	656	659	678	710	763	792	833
E.S.O.L.	45	52	47	48	50	54	56	59
Students with Disabilities K-3	95	119	125	128	134	144	150	157
Students with Disabilities 4-8	82	96	109	112	117	126	130	137
Students with Disabilities 9-12					0	0	0	0
ESE Level 4	2	2	0	0	0	0	0	0
ESE Level 5	0	0	0	0	1	1	1	1
Total Students by Program	899	925	939	966	1,012	1,087	1,129	1,187



The School Board of Sarasota County, Florida
Student Enrollment for the Period 2014-2015 through 2021-2022
Historical Student enrollment by Grade level information (Based upon October of each school year)
Atwater Elementary School

School Principal:	Mr. Kirk Hutchinson	Year School Opened	2010
School Address:	4701 Huntsville Avenue North Port FL.	Year Renovated	N/A
School Phone	(941) 257-2317	Free / Reduced Lunch Percentage	70.41%
School Web Site	sarasotacountyschools.net/awater	Title One School	Yes

Student Enrollment by Grade Level								
Grade Level	2014-2015	2015-2016	2016-2017	2017-2018	2018-2019	2019-2020	2020-2021	2021-2022
Pre Kindergarten	3	4	7	7	7	7	7	7
Kindergarten	105	97	93	100	112	115	119	123
First	109	115	87	96	110	119	126	127
Second	134	119	115	90	105	116	128	135
Third	132	148	140	117	99	116	128	141
Fourth	112	124	133	142	116	93	109	120
Fifth	122	105	121	135	132	102	81	95
Total by Grade	717	712	696	687	680	668	697	749
Students by Program funded through the Florida Education Finance Program								
Basic Education	555	535	524	517	512	502	525	563
E.S.O.L.	34	30	33	33	32	32	33	36
Students with Disabilities K-3	75	80	76	75	74	73	76	82
Students with Disabilities 4-8	50	55	63	62	61	60	63	67
Students with Disabilities 9-12					0	0	0	0
ESE Level 4	9	6	5	5	5	5	5	5
ESE Level 5	9	6	5	5	5	5	5	5
Total Students by Program	732	711	705	696	690	677	707	759

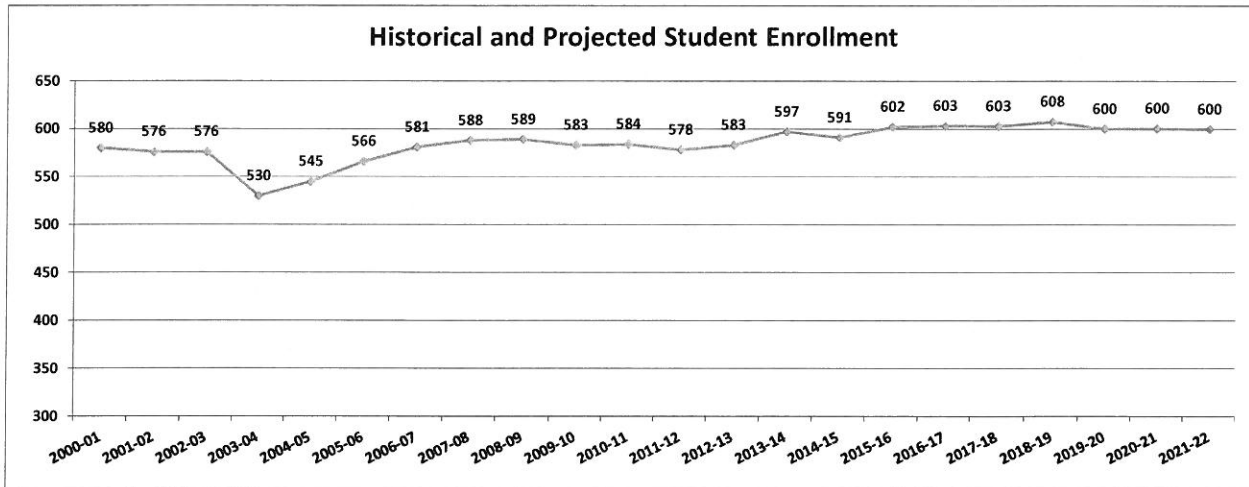


The School Board of Sarasota County, Florida
Student Enrollment for the Period 2014-2015 through 2021-2022
Historical Student enrollment by Grade level information (Based upon October of each school year)

BayHaven School of Basics Plus

School Principal:	Mr. Chad Erickson	Year School Opened	1926
School Address:	2901 West Tamiami Circle Sarasota, FL 34234	Year Renovated	2004
School Phone	(941) 359-5800	Free / Reduced Lunch Percentage	46.53%
School Web Site	sarasotacountyschools.net/bayhaven	Title One School	No

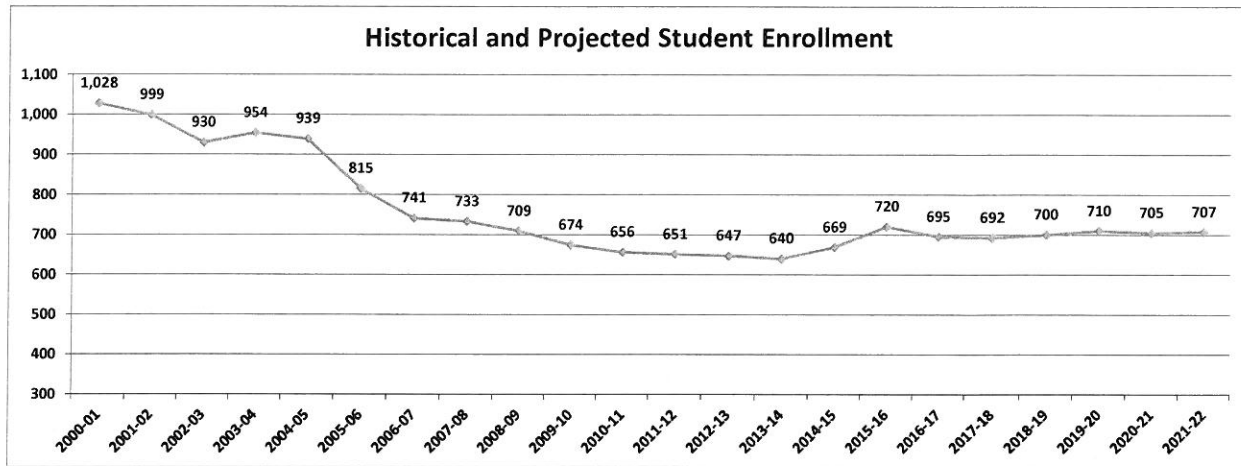
Student Enrollment by Grade Level								
Grade Level	2014-2015	2015-2016	2016-2017	2017-2018	2018-2019	2019-2020	2020-2021	2021-2022
Pre Kindergarten	0	0	0	0	0	0	0	0
Kindergarten	107	107	110	104	98	100	100	98
First	107	108	106	105	104	98	100	100
Second	100	107	108	105	104	103	98	99
Third	89	87	105	104	101	102	103	98
Fourth	100	90	85	102	101	98	102	103
Fifth	88	103	89	83	99	98	97	101
Total by Grade	591	602	603	603	608	600	600	600
Students by Program funded through the Florida Education Finance Program								
Basic Education	462	512	518	518	522	515	516	515
E.S.O.L.	12	16	19	19	19	19	19	19
Students with Disabilities K-3	54	49	45	45	46	45	45	45
Students with Disabilities 4-8	59	24	22	21	22	21	21	21
Students with Disabilities 9-12					0	0	0	0
ESE Level 4	0	0	0	0	0	0	0	0
ESE Level 5	0	0	0	0	0	0	0	0
Total Students by Program	587	600	604	604	609	601	602	601



The School Board of Sarasota County, Florida
Student Enrollment for the Period 2014-2015 through 2021-2022
Historical Student enrollment by Grade level information (Based upon October of each school year)
Brentwood Elementary School

School Principal:	Mr. John Weida	Year School Opened	1958
School Address:	2500 Vinson Avenue Sarasota FL.	Year Renovated	2003
School Phone	(941) 361-6230	Free / Reduced Lunch Percentage	73.49%
School Web Site	sarasotacountyschools.net/brentwood	Title One School	Yes

Student Enrollment by Grade Level								
Grade Level	2014-2015	2015-2016	2016-2017	2017-2018	2018-2019	2019-2020	2020-2021	2021-2022
Pre Kindergarten	56	52	62	62	62	62	62	62
Kindergarten	105	113	92	95	98	101	104	107
First	90	116	107	95	98	101	104	107
Second	101	102	110	111	98	101	104	108
Third	108	115	98	117	117	104	108	111
Fourth	103	114	106	102	120	115	102	106
Fifth	106	108	120	111	107	125	120	107
Total by Grade	669	720	695	692	700	710	705	707
Students by Program funded through the Florida Education Finance Program								
Basic Education	416	446	417	417	421	427	424	426
E.S.O.L.	30	37	35	35	35	36	35	35
Students with Disabilities K-3	148	145	162	162	163	166	165	165
Students with Disabilities 4-8	70	76	67	67	68	69	68	68
Students with Disabilities 9-12					0	0	0	0
ESE Level 4	16	13	13	13	14	14	14	14
ESE Level 5	2	2	2	2	2	2	2	2
Total Students by Program	681	718	695	695	703	713	708	711



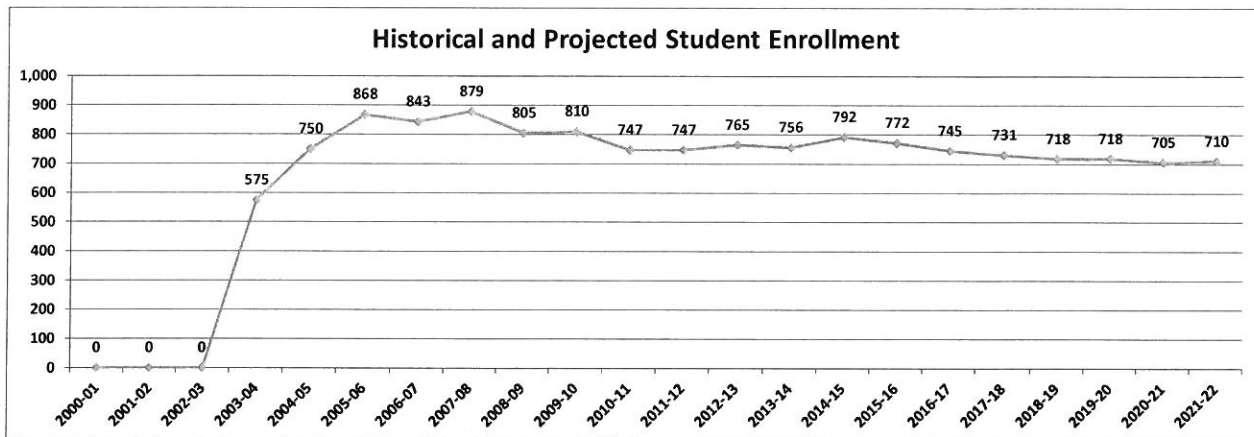
**The School Board of Sarasota County, Florida
Student Enrollment for the Period 2014-2015 through 2021-2022**

Historical Student enrollment by Grade level information (Based upon October of each school year)

Cranberry Elementary School

School Principal:	Ms. Linda Daniels	Year School Opened	2003
School Address:	2775 Shalimar Terrace North Port FL 34286	Year Renovated	N/A
School Phone	(941) 480-3400	Free / Reduced Lunch Percentage	66.44%
School Web Site	sarasotacountyschools.net/cranberry	Title One School	Yes

Student Enrollment by Grade Level								
Grade Level	2014-2015	2015-2016	2016-2017	2017-2018	2018-2019	2019-2020	2020-2021	2021-2022
Pre Kindergarten	16	12	12	12	12	12	12	12
Kindergarten	131	110	111	109	118	121	123	121
First	140	140	119	115	114	123	126	127
Second	134	120	130	110	117	113	113	117
Third	134	143	125	131	109	116	113	113
Fourth	123	125	133	122	128	108	113	110
Fifth	114	122	115	130	120	125	105	111
Total by Grade	792	772	745	731	718	718	705	710
Students by Program funded through the Florida Education Finance Program								
Basic Education	561	556	533	523	514	514	505	508
E.S.O.L.	48	42	39	38	37	37	37	37
Students with Disabilities K-3	111	111	107	105	103	103	101	102
Students with Disabilities 4-8	63	60	62	60	59	59	58	59
Students with Disabilities 9-12					0	0	0	0
ESE Level 4	0	1	1	0	0	0	0	0
ESE Level 5	0	1	1	0	0	0	0	0
Total Students by Program	783	770	741	727	714	715	702	707

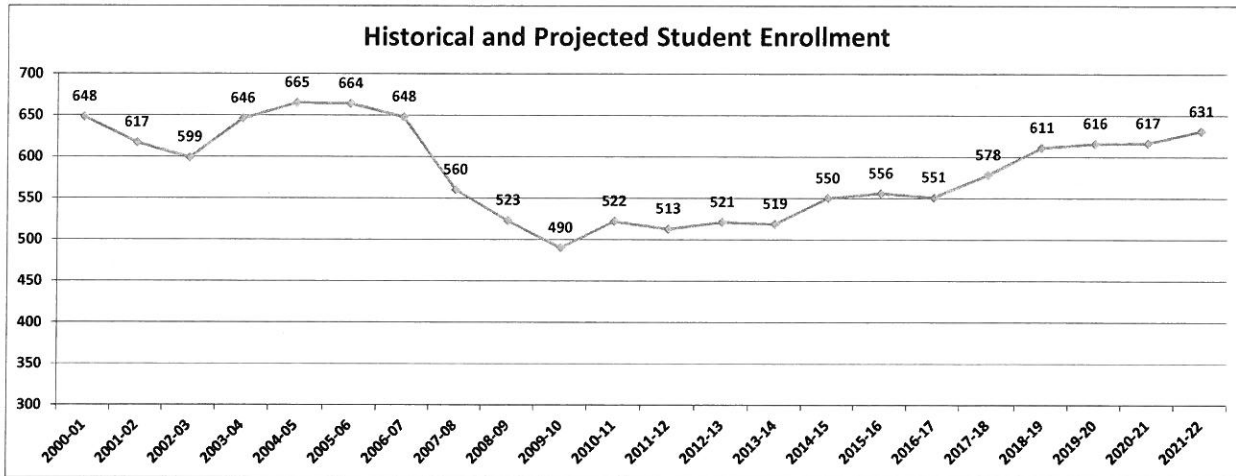


The School Board of Sarasota County, Florida
Student Enrollment for the Period 2014-2015 through 2021-2022
Historical Student enrollment by Grade level information (Based upon October of each school year)

Emma E. Booker Elementary School

School Principal:	Ms. Edwina Oliver	Year School Opened	1990
School Address:	2350 Dr. Martin Luther King Way Sarasota FL	Year Renovated	N/A
School Phone	(941) 361-6480	Free / Reduced Lunch Percentage	96.73%
School Web Site	sarasotacountyschools.net/emma	Title One School	Yes

Student Enrollment by Grade Level								
Grade Level	2014-2015	2015-2016	2016-2017	2017-2018	2018-2019	2019-2020	2020-2021	2021-2022
Pre Kindergarten	14	12	14	14	14	14	14	14
Kindergarten	104	83	105	103	106	103	106	104
First	98	106	85	103	103	103	101	104
Second	79	96	99	82	99	100	100	98
Third	107	92	92	106	88	106	107	107
Fourth	69	89	71	96	100	85	100	101
Fifth	79	78	85	74	101	105	89	105
Total by Grade	550	556	551	578	611	616	617	631
Students by Program funded through the Florida Education Finance Program								
Basic Education	395	399	384	403	396	396	389	392
E.S.O.L.	34	31	35	37	36	36	35	35
Students with Disabilities K-3	92	82	87	91	89	89	88	88
Students with Disabilities 4-8	37	45	36	38	37	37	36	37
Students with Disabilities 9-12					0	0	0	0
ESE Level 4	0	0	0	0	0	0	0	0
ESE Level 5	0	0	0	0	0	0	0	0
Total Students by Program	558	557	542	568	558	559	549	552

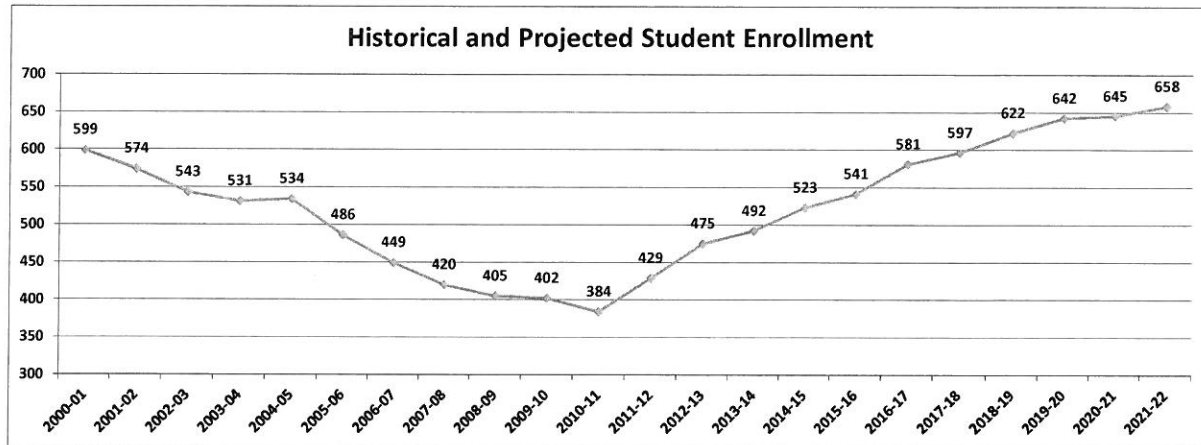


The School Board of Sarasota County, Florida
Student Enrollment for the Period 2014-2015 through 2021-2022
Historical Student enrollment by Grade level information (Based upon October of each school year)

Englewood Elementary School

School Principal:	Mr. Mark Grossenbacher	Year School Opened	1928
School Address:	150 North McCall Road Englewood FL 34223	Year Renovated	2003
School Phone	(941) 474-3247	Free / Reduced Lunch Percentage	56.71%
School Web Site	sarasotacountyschools.net/englewood	Title One School	No

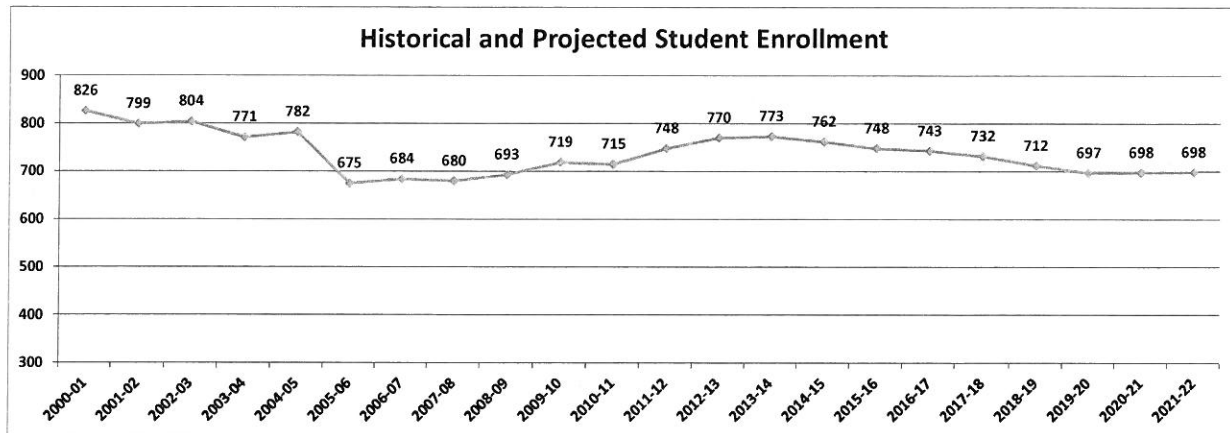
Student Enrollment by Grade Level								
Grade Level	2014-2015	2015-2016	2016-2017	2017-2018	2018-2019	2019-2020	2020-2021	2021-2022
Pre Kindergarten	0	2	2	2	2	2	2	2
Kindergarten	109	82	96	101	106	110	115	115
First	89	108	82	95	103	107	111	114
Second	81	87	107	79	92	100	103	107
Third	80	90	102	115	85	99	107	107
Fourth	92	88	97	104	127	94	108	111
Fifth	72	84	95	99	107	130	99	103
Total by Grade	523	541	581	597	622	642	645	658
Students by Program funded through the Florida Education Finance Program								
Basic Education	397	402	417	428	447	461	463	472
E.S.O.L.	23	25	26	27	28	29	29	29
Students with Disabilities K-3	63	64	70	71	75	77	77	79
Students with Disabilities 4-8	47	48	59	60	63	65	65	66
Students with Disabilities 9-12					0	0	0	0
ESE Level 4	0	0	0	0	0	0	0	0
ESE Level 5	0	0	0	0	0	0	0	0
Total Students by Program	529	539	571	586	612	631	634	647



The School Board of Sarasota County, Florida
Student Enrollment for the Period 2014-2015 through 2021-2022
Historical Student enrollment by Grade level information (Based upon October of each school year)
Fruitville Elementary School

School Principal:	Mr. Steven French	Year School Opened	1941
School Address:	601 Honore Avenue Sarasota FL 34232	Year Renovated	2005
School Phone	(941) 361-6200	Free / Reduced Lunch Percentage	63.95%
School Web Site	sarasotacountyschools.net/fruitville	Title One School	Yes

Student Enrollment by Grade Level								
Grade Level	2014-2015	2015-2016	2016-2017	2017-2018	2018-2019	2019-2020	2020-2021	2021-2022
Pre Kindergarten	13	19	16	16	16	16	16	16
Kindergarten	129	115	114	117	116	117	118	119
First	127	115	113	113	116	117	116	118
Second	136	132	117	113	113	117	117	116
Third	132	130	130	115	111	111	114	115
Fourth	108	123	127	130	109	110	106	109
Fifth	117	114	126	127	131	110	110	106
Total by Grade	762	748	743	732	712	697	698	698
Students by Program funded through the Florida Education Finance Program								
Basic Education	440	431	420	416	405	396	396	397
E.S.O.L.	73	62	71	70	68	67	67	67
Students with Disabilities K-3	128	127	132	132	128	125	126	126
Students with Disabilities 4-8	88	85	86	87	85	83	83	83
Students with Disabilities 9-12					0	0	0	0
ESE Level 4	39	44	38	39	38	38	38	38
ESE Level 5	0	0	0	0	0	0	0	0
Total Students by Program	768	749	747	744	724	709	710	710

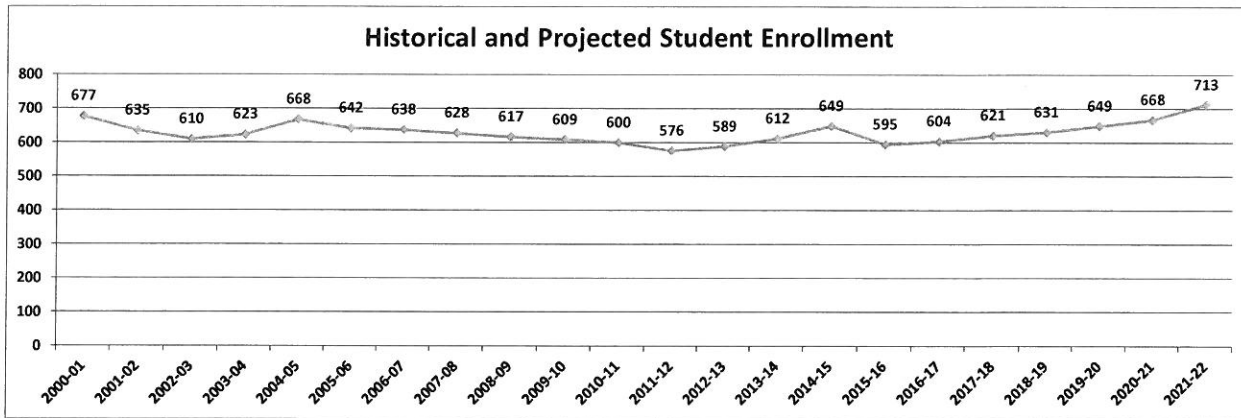


The School Board of Sarasota County, Florida
Student Enrollment for the Period 2014-2015 through 2021-2022
Historical Student enrollment by Grade level information (Based upon October of each school year)

Garden Elementary School

School Principal:	Ms. Amy Baker Archer	Year School Opened	1974
School Address:	700 Center Road Venice FL 34285	Year Renovated	2002
School Phone	(941) 486-2110	Free / Reduced Lunch Percentage	60.79%
School Web Site	sarasotacountyschools.net/garden	Title One School	NO

Student Enrollment by Grade Level								
Grade Level	2014-2015	2015-2016	2016-2017	2017-2018	2018-2019	2019-2020	2020-2021	2021-2022
Pre Kindergarten	4	5	4	5	5	5	5	5
Kindergarten	109	78	103	105	112	117	120	122
First	111	104	83	107	109	116	122	124
Second	98	100	106	79	102	104	111	116
Third	115	107	100	110	88	113	115	123
Fourth	100	99	110	105	105	83	107	109
Fifth	112	102	98	110	111	110	87	113
Total by Grade	649	595	604	621	631	649	668	713
Students by Program funded through the Florida Education Finance Program								
Basic Education	510	477	466	480	487	501	515	550
E.S.O.L.	20	20	18	19	19	20	20	21
Students with Disabilities K-3	51	58	77	79	81	83	85	91
Students with Disabilities 4-8	53	41	41	42	43	44	45	48
Students with Disabilities 9-12					0	0	0	0
ESE Level 4	4	0	1	1	1	1	1	1
ESE Level 5	0	0	0	0	0	0	0	0
Total Students by Program	637	596	603	621	630	648	667	712

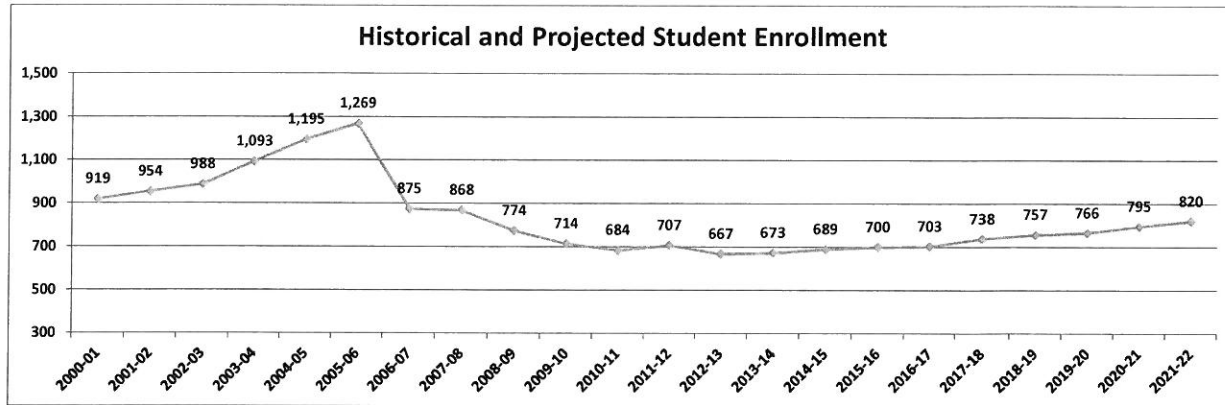


The School Board of Sarasota County, Florida
Student Enrollment for the Period 2014-2015 through 2021-2022
Historical Student enrollment by Grade level information (Based upon October of each school year)

Glenallen Elementary School

School Principal:	Ms. Rebecca Drum	Year School Opened	1984
School Address:	7050 Glenallen Blvd. North Port FL 34287	Year Renovated	2006
School Phone	(941) 426-9517	Free / Reduced Lunch Percentage	81.12%
School Web Site	sarasotacountysschools.net/ga	Title One School	Yes

Student Enrollment by Grade Level								
Grade Level	2014-2015	2015-2016	2016-2017	2017-2018	2018-2019	2019-2020	2020-2021	2021-2022
Pre Kindergarten	9	10	10	10	10	10	10	10
Kindergarten	103	105	117	119	126	133	135	137
First	138	131	112	124	138	143	150	153
Second	117	113	114	113	110	127	133	132
Third	103	118	125	119	118	115	133	139
Fourth	102	108	115	131	117	116	113	131
Fifth	117	115	110	121	138	123	122	118
Total by Grade	689	700	703	738	757	766	795	820
Students by Program funded through the Florida Education Finance Program								
Basic Education	495	502	511	536	550	557	578	596
E.S.O.L.	46	33	31	32	33	33	35	36
Students with Disabilities K-3	89	98	112	117	120	122	126	130
Students with Disabilities 4-8	53	58	55	58	59	60	62	64
Students with Disabilities 9-12					0	0	0	0
ESE Level 4	8	4	5	5	5	5	5	5
ESE Level 5	2	1	1	1	1	1	1	1
Total Students by Program	693	695	714	749	768	778	807	833

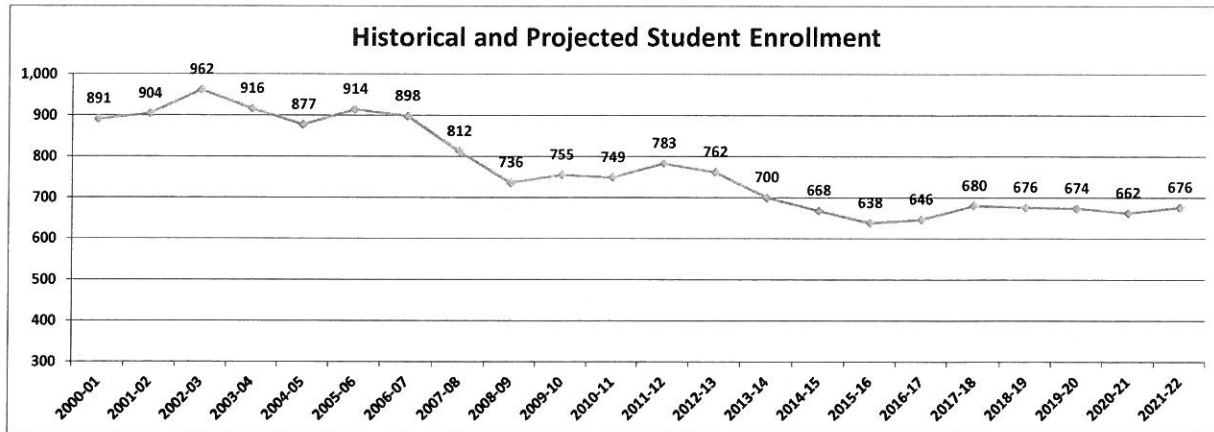


The School Board of Sarasota County, Florida
Student Enrollment for the Period 2014-2015 through 2021-2022
Historical Student enrollment by Grade level information (Based upon October of each school year)

Gocio Elementary School

School Principal:	Mr. Steve Royce	Year School Opened	1966
School Address:	3450 Gocio Road Sarasota FL 34235	Year Renovated	1993
School Phone	(941) 361-6405	Free / Reduced Lunch Percentage	87.97%
School Web Site	sarasotacountyschools.net/gocio	Title One School	Yes

Student Enrollment by Grade Level								
Grade Level	2014-2015	2015-2016	2016-2017	2017-2018	2018-2019	2019-2020	2020-2021	2021-2022
Pre Kindergarten	1	3	2	32	32	32	32	32
Kindergarten	107	95	91	98	100	105	110	116
First	135	127	99	95	102	104	109	115
Second	109	103	124	105	93	99	102	106
Third	122	115	113	136	115	102	109	112
Fourth	94	112	108	110	128	108	95	102
Fifth	100	83	109	105	107	124	105	93
Total by Grade	668	638	646	680	676	674	662	676
Students by Program funded through the Florida Education Finance Program								
Basic Education	427	406	379	399	396	395	388	396
E.S.O.L.	158	142	143	151	150	149	147	150
Students with Disabilities K-3	48	49	64	67	67	67	66	67
Students with Disabilities 4-8	36	45	54	57	57	56	55	57
Students with Disabilities 9-12					0	0	0	0
ESE Level 4	0	0	0	0	0	0	0	0
ESE Level 5	0	0	0	0	0	0	0	0
Total Students by Program	668	641	640	674	670	668	656	670

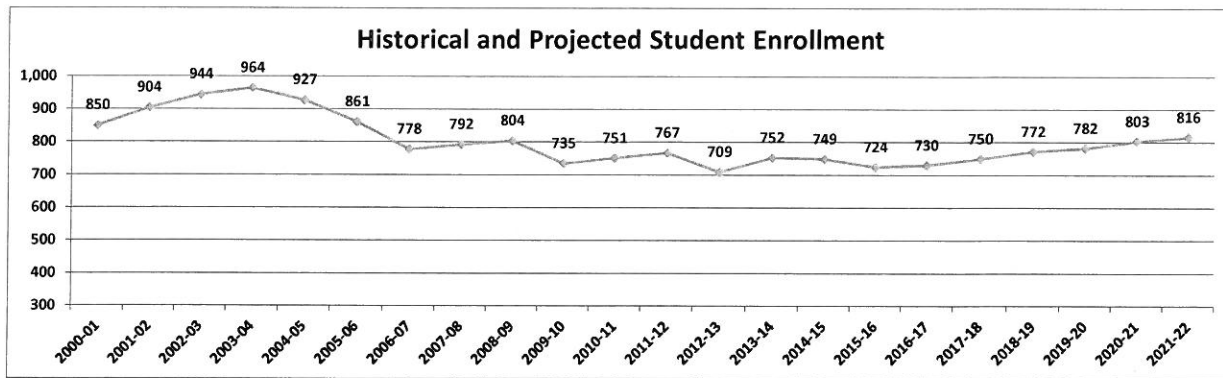


The School Board of Sarasota County, Florida
Student Enrollment for the Period 2014-2015 through 2021-2022
Historical Student enrollment by Grade level information (Based upon October of each school year)

Gulf Gate Elementary School

School Principal:	Ms. Robin Magac	Year School Opened	1963
School Address:	6500 S. Lockwood Ridge Rd Sarasota FL 34231	Year Renovated	2002
School Phone	(941) 361-6499	Free / Reduced Lunch Percentage	55.94%
School Web Site	sarasotacountychools.net/gulfgate	Title One School	No

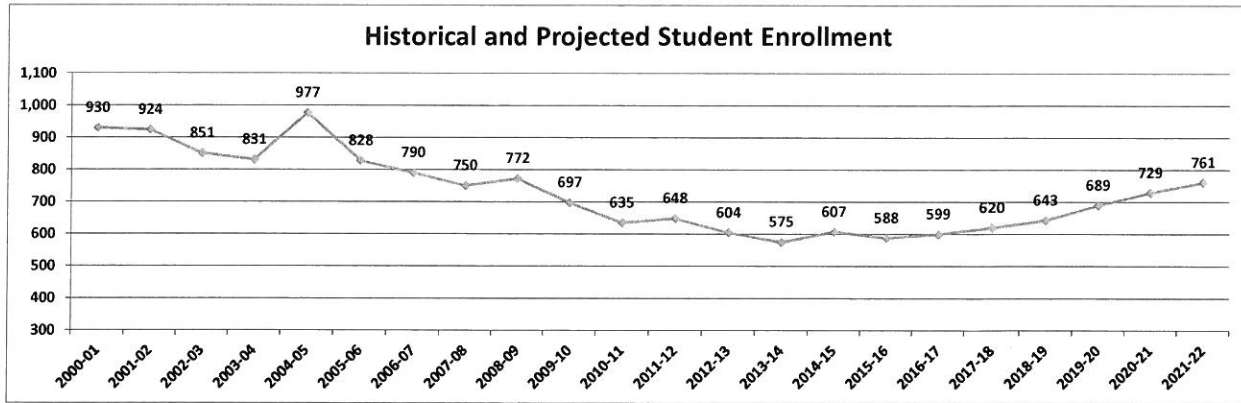
Student Enrollment by Grade Level								
Grade Level	2014-2015	2015-2016	2016-2017	2017-2018	2018-2019	2019-2020	2020-2021	2021-2022
Pre Kindergarten	27	32	36	36	36	36	36	36
Kindergarten	112	122	129	132	132	132	131	131
First	120	101	112	122	125	124	124	124
Second	118	110	107	115	126	128	128	128
Third	127	114	122	115	124	135	138	138
Fourth	126	120	109	121	109	118	128	131
Fifth	119	125	115	108	121	109	117	127
Total by Grade	749	724	730	750	772	782	803	816
Students by Program funded through the Florida Education Finance Program								
Basic Education	540	506	494	508	522	529	544	552
E.S.O.L.	38	44	53	55	56	57	59	60
Students with Disabilities K-3	93	106	116	119	122	124	127	129
Students with Disabilities 4-8	62	62	61	62	64	65	67	68
Students with Disabilities 9-12					0	0	0	0
ESE Level 4	8	8	3	3	3	3	3	4
ESE Level 5	1	1	1	1	1	1	1	1
Total Students by Program	742	728	728	747	769	779	801	813



The School Board of Sarasota County, Florida
Student Enrollment for the Period 2014-2015 through 2021-2022
Historical Student enrollment by Grade level information (Based upon October of each school year)
Lakeview Elementary School

School Principal:	Ms. Lisa Wheatley	Year School Opened	1987
School Address:	7299 Proctor Road Sarasota FL 34241	Year Renovated	N/A
School Phone	(941) 361-6571	Free / Reduced Lunch Percentage	41.13%
School Web Site	sarasotacountychools.net/lakeview	Title One School	No

Student Enrollment by Grade Level								
Grade Level	2014-2015	2015-2016	2016-2017	2017-2018	2018-2019	2019-2020	2020-2021	2021-2022
Pre Kindergarten	2	3	6	6	6	6	6	6
Kindergarten	82	84	94	105	111	116	123	129
First	86	87	93	101	111	116	123	126
Second	103	82	92	97	105	115	121	127
Third	103	109	92	101	107	116	122	123
Fourth	117	108	113	96	106	111	121	127
Fifth	114	115	109	114	98	109	114	122
Total by Grade	607	588	599	620	643	689	729	761
Students by Program funded through the Florida Education Finance Program								
Basic Education	433	456	479	495	513	551	582	608
E.S.O.L.	5	5	10	10	11	11	12	13
Students with Disabilities K-3	77	46	44	46	47	51	54	56
Students with Disabilities 4-8	86	75	66	68	71	76	80	84
Students with Disabilities 9-12					0	0	0	0
ESE Level 4	0	0	0	0	0	0	0	0
ESE Level 5	0	0	0	0	0	0	0	0
Total Students by Program	600	582	599	620	642	689	728	761

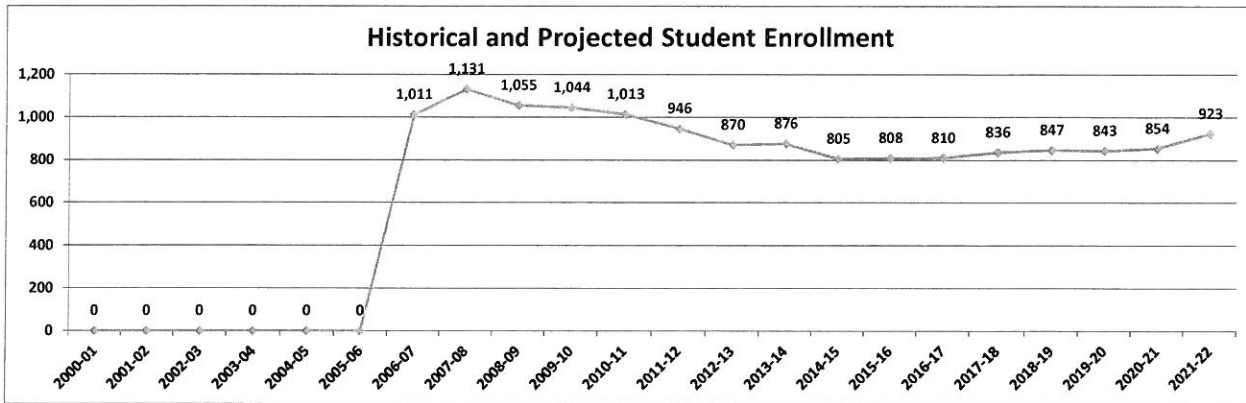


The School Board of Sarasota County, Florida
Student Enrollment for the Period 2014-2015 through 2021-2022
Historical Student enrollment by Grade level information (Based upon October of each school year)

Lamarque Elementary School in North Port

School Principal:	Mr. Ryan Bruck	Year School Opened	2006
School Address:	3415 Lamarque Ave. North Port FL 34286	Year Renovated	N/A
School Phone	(941) 426-6371	Free / Reduced Lunch Percentage	72.26%
School Web Site	sarasotacountysschools.net/Lamarque	Title One School	Yes

Student Enrollment by Grade Level								
Grade Level	2014-2015	2015-2016	2016-2017	2017-2018	2018-2019	2019-2020	2020-2021	2021-2022
Pre Kindergarten	27	29	31	38	38	38	38	38
Kindergarten	109	111	126	133	136	139	143	151
First	142	121	112	135	136	144	138	153
Second	126	145	121	116	137	137	146	139
Third	147	132	144	125	118	140	135	154
Fourth	117	143	130	151	123	116	142	139
Fifth	137	127	146	137	159	129	114	149
Total by Grade	805	808	810	836	847	843	854	923
Students by Program funded through the Florida Education Finance Program								
Basic Education	589	585	592	611	619	616	624	675
E.S.O.L.	31	32	45	47	47	47	48	52
Students with Disabilities K-3	115	112	98	101	103	102	104	112
Students with Disabilities 4-8	55	68	64	66	67	67	68	73
Students with Disabilities 9-12					0	0	0	0
ESE Level 4	18	9	19	20	20	20	21	22
ESE Level 5	2	0	0	0	0	0	0	0
Total Students by Program	810	805	819	845	856	853	864	934

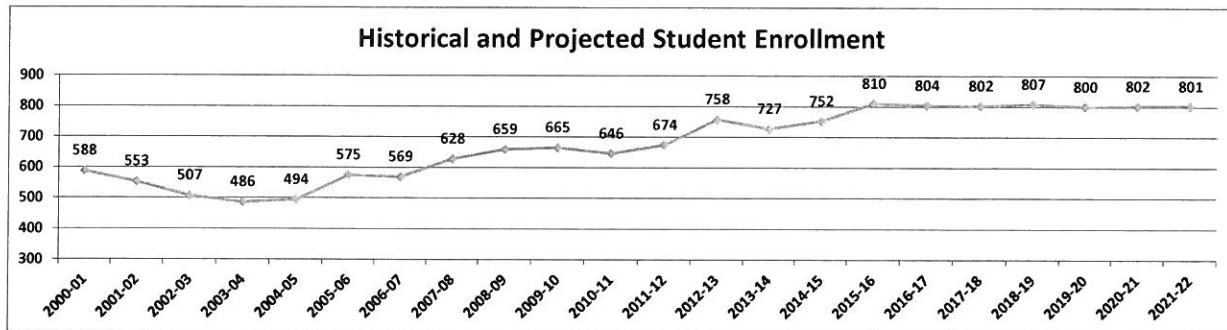


The School Board of Sarasota County, Florida
Student Enrollment for the Period 2014-2015 through 2021-2022
Historical Student enrollment by Grade level information (Based upon October of each school year)

Phillippi Shores Elementary School

School Principal:	Dr. Allison Foster	Year School Opened	1953
School Address:	4747 South Tamiami Trail Sarasota, FL 34231	Year Renovated	2005
School Phone	(941) 361-6424	Free / Reduced Lunch Percentage	48.95%
School Web Site	sarasotacountyschools.net/phillippi	Title One School	No

Student Enrollment by Grade Level								
Grade Level	2014-2015	2015-2016	2016-2017	2017-2018	2018-2019	2019-2020	2020-2021	2021-2022
Pre Kindergarten	2	1	3	3	3	3	3	3
Kindergarten	114	135	119	126	126	128	134	135
First	127	146	140	123	130	131	133	139
Second	137	135	144	138	122	129	129	131
Third	131	128	139	148	142	125	137	133
Fourth	129	134	125	139	145	139	126	134
Fifth	112	131	134	125	139	145	139	126
Total by Grade	752	810	804	802	807	800	802	801
Students by Program funded through the Florida Education Finance Program								
Basic Education	538	582	572	571	574	569	570	570
E.S.O.L.	38	31	31	31	32	31	31	31
Students with Disabilities K-3	93	101	119	118	119	118	118	118
Students with Disabilities 4-8	86	96	83	82	83	82	82	82
Students with Disabilities 9-12					0	0	0	0
ESE Level 4	0	0	1	1	1	1	1	1
ESE Level 5	0	0	0	0	0	0	0	0
Total Students by Program	755	810	805	804	809	801	803	803

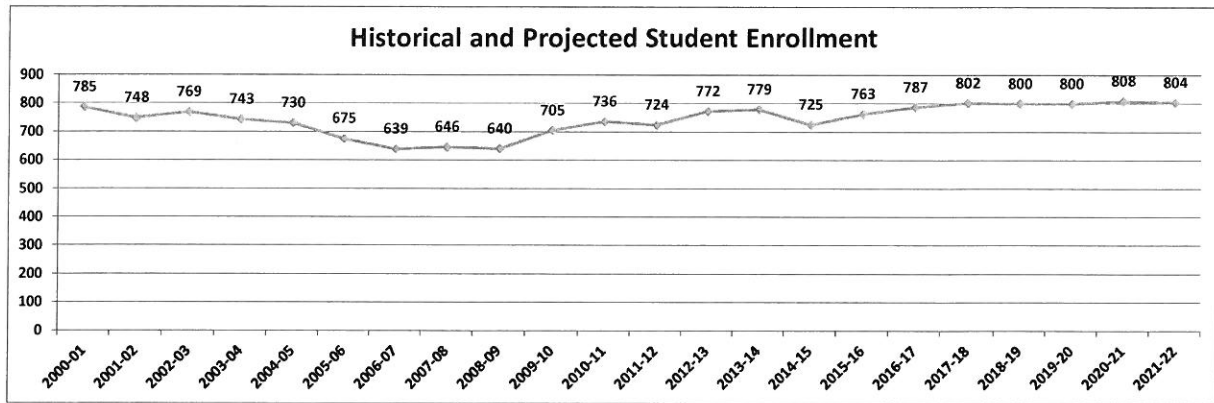


The School Board of Sarasota County, Florida
Student Enrollment for the Period 2014-2015 through 2021-2022
Historical Student enrollment by Grade level information (Based upon October of each school year)

Southside Elementary School

School Principal:	Mr. Steven Dragon	Year School Opened	1926
School Address:	1901 Webber Street Sarasota FL 34239	Year Renovated	2006
School Phone	(941) 361-6866	Free / Reduced Lunch Percentage	30.54%
School Web Site	sarasotacountyschools.net/southside	Title One School	No

Student Enrollment by Grade Level								
Grade Level	2014-2015	2015-2016	2016-2017	2017-2018	2018-2019	2019-2020	2020-2021	2021-2022
Pre Kindergarten	3	2	2	2	2	2	2	2
Kindergarten	87	120	124	133	136	137	123	123
First	135	110	127	133	137	138	139	124
Second	139	140	109	129	133	136	134	138
Third	135	148	145	112	133	137	137	139
Fourth	94	141	145	147	116	136	141	140
Fifth	132	102	135	146	144	113	133	138
Total by Grade	725	763	787	802	800	800	808	804
Students by Program funded through the Florida Education Finance Program								
Basic Education	512	583	569	583	582	582	588	585
E.S.O.L.	18	26	26	26	26	26	27	26
Students with Disabilities K-3	101	82	81	82	82	82	83	82
Students with Disabilities 4-8	94	107	103	107	107	107	108	107
Students with Disabilities 9-12					0	0	0	0
ESE Level 4	2	1	1	1	1	1	1	1
ESE Level 5	0	0	0	0	0	0	0	0
Total Students by Program	727	800	779	800	798	798	807	802

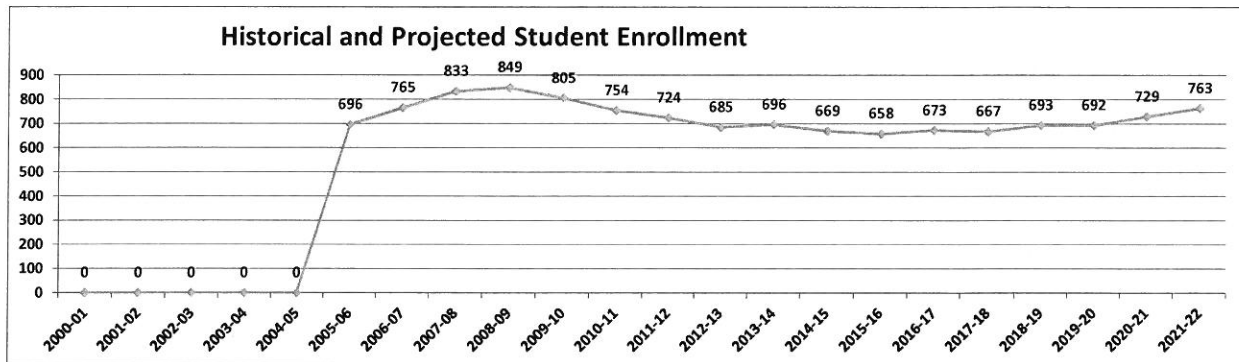


The School Board of Sarasota County, Florida
Student Enrollment for the Period 2014-2015 through 2021-2022
Historical Student enrollment by Grade level information (Based upon October of each school year)

Tatum Ridge Elementary School

School Principal:	Mr. Barry Dunn	Year School Opened	2005
School Address:	4100 Tatum Road Sarasota, FL 34240	Year Renovated	N/A
School Phone	(941) 316-8188	Free / Reduced Lunch Percentage	27.49%
School Web Site	sarasotacountyschools.net/tatum	Title One School	No

Student Enrollment by Grade Level								
Grade Level	2014-2015	2015-2016	2016-2017	2017-2018	2018-2019	2019-2020	2020-2021	2021-2022
Pre Kindergarten	2	0	2	2	2	2	2	2
Kindergarten	88	98	88	97	100	110	115	125
First	129	98	108	97	106	114	122	130
Second	111	124	97	107	96	105	112	120
Third	125	114	140	110	125	114	123	133
Fourth	105	126	109	143	107	127	114	125
Fifth	109	98	129	112	157	119	140	127
Total by Grade	669	658	673	667	693	692	729	763
Students by Program funded through the Florida Education Finance Program								
Basic Education	472	479	508	503	523	522	550	576
E.S.O.L.	11	15	16	16	17	17	17	18
Students with Disabilities K-3	106	85	79	78	81	81	86	90
Students with Disabilities 4-8	81	79	69	68	71	71	75	78
Students with Disabilities 9-12					0	0	0	0
ESE Level 4	1	1	5	4	5	5	5	5
ESE Level 5	1	1	5	4	5	5	5	5
Total Students by Program	672	660	681	675	701	700	737	772

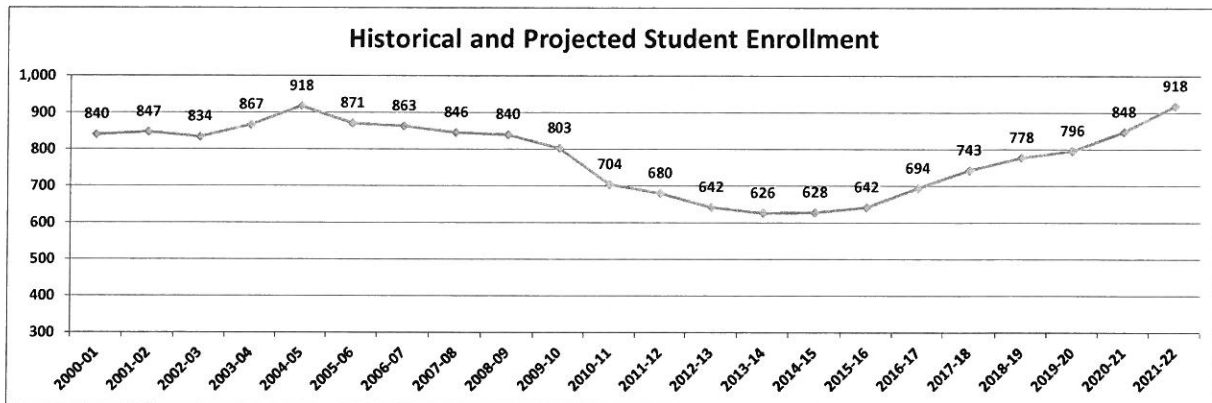


The School Board of Sarasota County, Florida
Student Enrollment for the Period 2014-2015 through 2021-2022
Historical Student enrollment by Grade level information (Based upon October of each school year)

Taylor Ranch Elementary School

School Principal:	Dr. William Bolander	Year School Opened	1989
School Address:	2500 Taylor Ranch Trail Venice, FL 34293	Year Renovated	N/A
School Phone	(941) 486-2000	Free / Reduced Lunch Percentage	41.20%
School Web Site	sarasotacountyschools.net/taylor	Title One School	No

Student Enrollment by Grade Level								
Grade Level	2014-2015	2015-2016	2016-2017	2017-2018	2018-2019	2019-2020	2020-2021	2021-2022
Pre Kindergarten	23	21	35	35	35	35	35	35
Kindergarten	91	92	98	107	118	129	141	155
First	101	98	98	104	111	122	134	147
Second	97	110	107	107	114	122	134	147
Third	96	108	117	114	114	121	129	142
Fourth	97	104	116	138	122	122	130	139
Fifth	123	109	123	137	164	145	145	154
Total by Grade	628	642	694	743	778	796	848	918
Students by Program funded through the Florida Education Finance Program								
Basic Education	487	513	540	578	605	619	660	715
E.S.O.L.	14	15	17	19	19	20	21	23
Students with Disabilities K-3	70	68	89	96	100	102	109	118
Students with Disabilities 4-8	61	50	59	63	66	68	72	78
Students with Disabilities 9-12					0	0	0	0
ESE Level 4	1	0	0	0	0	0	0	0
ESE Level 5	0	0	0	0	0	0	0	0
Total Students by Program	633	646	706	756	791	809	863	934

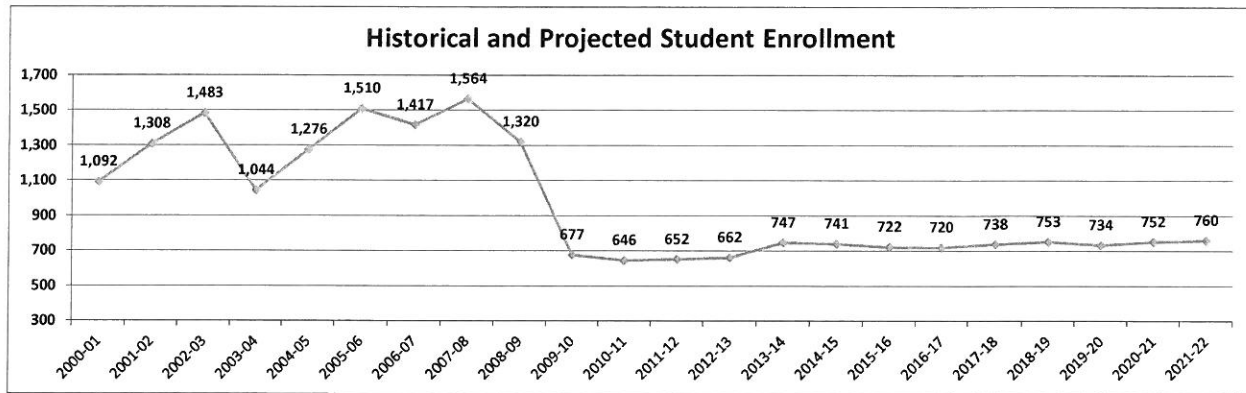


The School Board of Sarasota County, Florida
Student Enrollment for the Period 2014-2015 through 2021-2022
Historical Student enrollment by Grade level information (Based upon October of each school year)

Toledo Blade Elementary School

School Principal:	Ms. Jennifer Dolciotto	Year School Opened	1992
School Address:	1201 Geranium Ave. North Port FL 34288	Year Renovated	N/A
School Phone	(941) 426-6100	Free / Reduced Lunch Percentage	54.99%
School Web Site	sarasotacountyschools.net/nptb	Title One School	No

Student Enrollment by Grade Level								
Grade Level	2014-2015	2015-2016	2016-2017	2017-2018	2018-2019	2019-2020	2020-2021	2021-2022
Pre Kindergarten	14	21	27	27	27	27	27	27
Kindergarten	122	119	109	115	116	123	127	128
First	138	118	126	114	120	122	129	133
Second	108	135	111	122	110	117	118	125
Third	119	105	134	112	123	112	118	119
Fourth	116	109	103	140	109	120	109	115
Fifth	124	115	110	108	146	114	125	114
Total by Grade	741	722	720	738	753	734	752	760
Students by Program funded through the Florida Education Finance Program								
Basic Education	515	487	498	511	521	508	521	526
E.S.O.L.	33	30	29	30	31	30	31	31
Students with Disabilities K-3	118	127	119	122	124	121	124	126
Students with Disabilities 4-8	78	69	74	75	77	75	77	78
Students with Disabilities 9-12					0	0	0	0
ESE Level 4	2	1	0	0	0	0	0	0
ESE Level 5	0	0	0	0	0	0	0	0
Total Students by Program	746	715	720	738	753	734	753	760

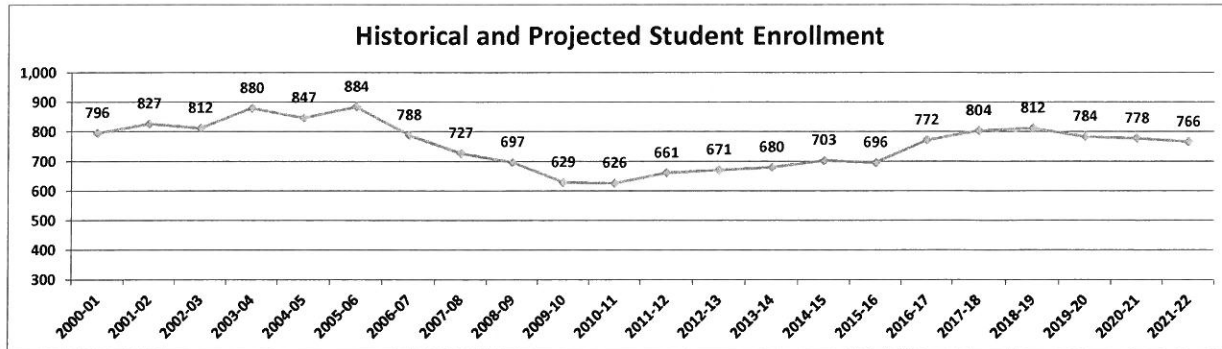


The School Board of Sarasota County, Florida
Student Enrollment for the Period 2014-2015 through 2021-2022
Historical Student enrollment by Grade level information (Based upon October of each school year)

Tuttle Elementary School

School Principal:	Mr. Thomas Dinverno	Year School Opened	1963
School Address:	2863 8th Street Sarasota FL 34237	Year Renovated	1999
School Phone	(941) 361-6433	Free / Reduced Lunch Percentage	92.37%
School Web Site	sarasotacountyschools.net/tuttle	Title One School	Yes

Student Enrollment by Grade Level								
Grade Level	2014-2015	2015-2016	2016-2017	2017-2018	2018-2019	2019-2020	2020-2021	2021-2022
Pre Kindergarten	0	2	2	2	2	2	2	2
Kindergarten	130	117	114	119	125	127	132	134
First	137	125	126	116	121	127	131	134
Second	128	127	144	128	117	122	129	133
Third	116	125	153	145	131	118	123	129
Fourth	98	98	126	162	146	133	117	112
Fifth	94	102	107	133	171	154	145	124
Total by Grade	703	696	772	804	812	784	778	766
Students by Program funded through the Florida Education Finance Program								
Basic Education	409	406	441	459	464	448	444	438
E.S.O.L.	171	185	223	233	235	227	225	222
Students with Disabilities K-3	76	70	60	63	63	61	60	60
Students with Disabilities 4-8	46	44	40	42	42	41	40	40
Students with Disabilities 9-12					0	0	0	0
ESE Level 4	1	0	0	0	0	0	0	0
ESE Level 5	0	0	0	0	0	0	0	0
Total Students by Program	703	705	765	796	804	776	770	759

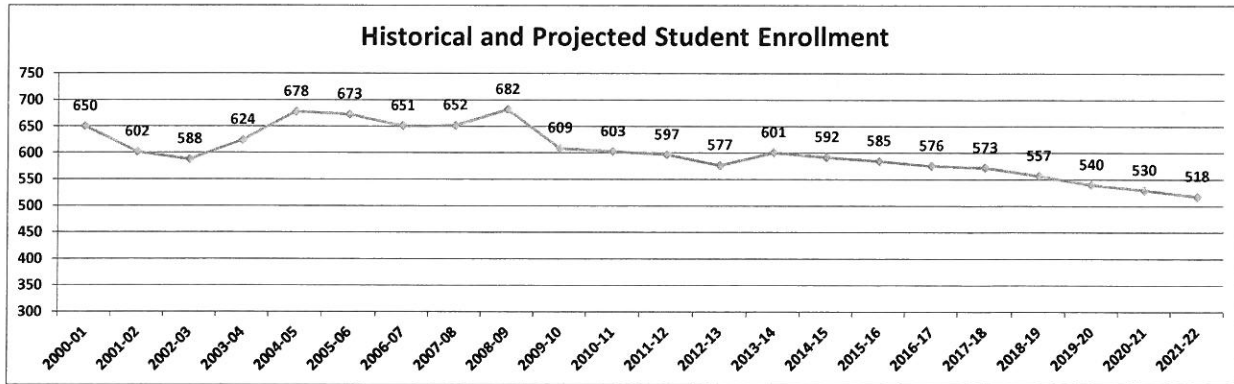


The School Board of Sarasota County, Florida
Student Enrollment for the Period 2014-2015 through 2021-2022
Historical Student enrollment by Grade level information (Based upon October of each school year)

Venice Elementary School

School Principal:	Ms. Erin Del Castillo	Year School Opened	1953
School Address:	150 East Miami Avenue Venice FL 34285	Year Renovated	2005
School Phone	(941) 486-2111	Free / Reduced Lunch Percentage	42.88%
School Web Site	sarasotacountyschools.net/veniceelementary	Title One School	No

Student Enrollment by Grade Level								
Grade Level	2014-2015	2015-2016	2016-2017	2017-2018	2018-2019	2019-2020	2020-2021	2021-2022
Pre Kindergarten	3	3	7	7	7	7	7	7
Kindergarten	99	100	96	99	97	93	96	88
First	109	98	91	94	90	88	84	86
Second	83	99	90	84	87	83	81	78
Third	94	87	96	90	84	86	83	81
Fourth	101	97	100	97	94	88	90	86
Fifth	103	101	96	102	99	95	89	92
Total by Grade	592	585	576	573	557	540	530	518
Students by Program funded through the Florida Education Finance Program								
Basic Education	354	368	363	361	351	341	334	326
E.S.O.L.	13	14	16	16	16	15	15	15
Students with Disabilities K-3	141	121	109	108	105	102	100	98
Students with Disabilities 4-8	76	74	75	74	72	70	69	67
Students with Disabilities 9-12					0	0	0	0
ESE Level 4	8	5	6	5	5	5	5	5
ESE Level 5	1	1	0	0	0	0	0	0
Total Students by Program	593	583	569	565	550	533	523	511

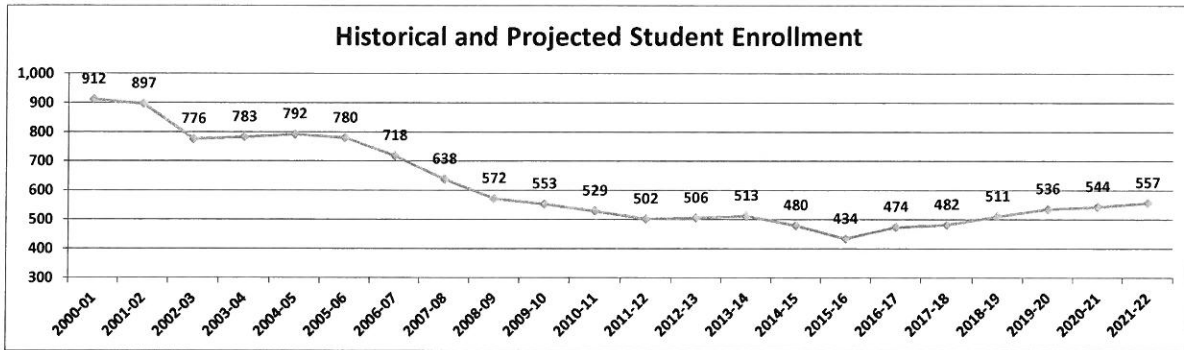


The School Board of Sarasota County, Florida
Student Enrollment for the Period 2014-2015 through 2021-2022
Historical Student enrollment by Grade level information (Based upon October of each school year)

Wilkinson Elementary School

School Principal:	Ms. Susan Nations	Year School Opened	1967
School Address:	3400 Wilkinson Road Sarasota, FL 34231	Year Renovated	2006
School Phone	(941) 361-6477	Free / Reduced Lunch Percentage	80.31%
School Web Site	sarasotacountyschools.net/wilkinson	Title One School	Yes

Student Enrollment by Grade Level								
Grade Level	2014-2015	2015-2016	2016-2017	2017-2018	2018-2019	2019-2020	2020-2021	2021-2022
Pre Kindergarten	30	22	25	25	25	25	25	25
Kindergarten	72	59	82	86	90	88	87	86
First	79	77	70	88	93	97	95	94
Second	82	60	75	63	88	91	88	86
Third	70	78	74	76	64	89	92	89
Fourth	73	73	72	73	80	67	91	88
Fifth	74	65	76	71	72	79	66	89
Total by Grade	480	434	474	482	511	536	544	557
Students by Program funded through the Florida Education Finance Program								
Basic Education	266	244	270	275	291	305	310	317
E.S.O.L.	58	55	63	64	68	72	73	74
Students with Disabilities K-3	92	86	86	87	93	97	99	101
Students with Disabilities 4-8	51	51	54	54	58	61	61	63
Students with Disabilities 9-12					0	0	0	0
ESE Level 4	13	11	6	6	6	7	7	7
ESE Level 5	0	0	0	0	0	0	0	0
Total Students by Program	480	447	479	487	516	542	549	563



This page intentionally left blank

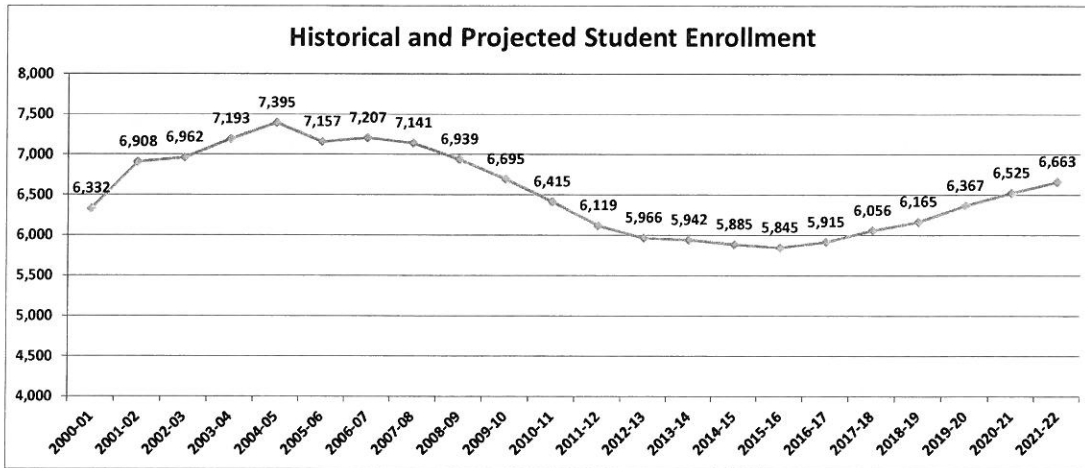
THE SCHOOL BOARD OF SARASOTA COUNTY, FLORIDA



MIDDLE SCHOOLS

The School Board of Sarasota County, Florida
Student Enrollment for the Period 2014-2015 through 2021-2022
Historical Student enrollment by Grade level information (Based upon October of each school year)
Total of all Middle Schools

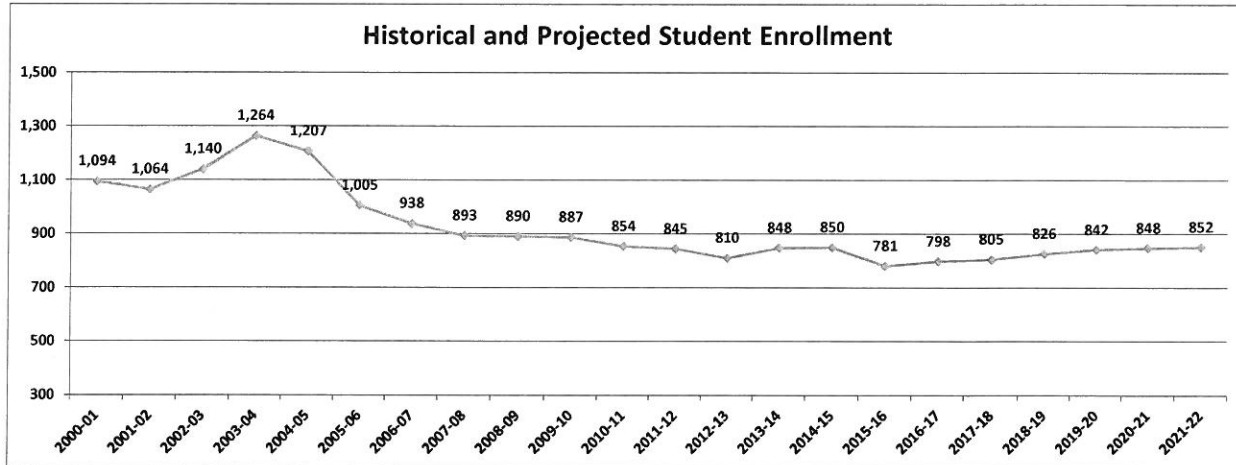
Student Enrollment by Grade Level								
Grade Level	2014-2015	2015-2016	2016-2017	2017-2018	2018-2019	2019-2020	2020-2021	2021-2022
Sixth	1,898	1,914	1,900	2,037	2,092	2,136	2,187	2,235
Seventh	1,899	1,974	1,976	1,960	2,071	2,131	2,173	2,220
Eighth	2,088	1,957	2,039	2,058	2,002	2,100	2,164	2,208
Total by Grade	5,885	5,845	5,915	6,056	6,165	6,367	6,525	6,663
Students by Program funded through the Florida Education Finance Program								
Basic Education	4,051	3,942	3,978	4,073	4,149	4,290	4,397	4,494
E.S.O.L.	108	109	134	137	140	144	148	151
Students with Disabilities 4-8	1,720	1,758	1,794	1,836	1,867	1,923	1,970	2,009
ESE Level 4	11	12	10	10	10	11	11	11
ESE Level 5	1	1	1	1	1	1	1	1
Career Education	0	0	0	0	0	0	0	0
Total Students by Program	5,891	5,822	5,916	6,057	6,166	6,368	6,527	6,665



The School Board of Sarasota County, Florida
Student Enrollment for the Period 2014-2015 through 2021-2022
Historical Student enrollment by Grade level information (Based upon October of each school year)
Booker Middle School

School Principal:	Ms. LaShawn Houston - Frost	Year School Opened	1992
School Address:	2250 Myrtle Street Sarasota FL. 34234	Year Renovated	N/A
School Phone	(941) 359-5824	Free / Reduced Lunch Percentage	81.48%
School Web Site	bookermiddleschool.org	Title One School	Yes

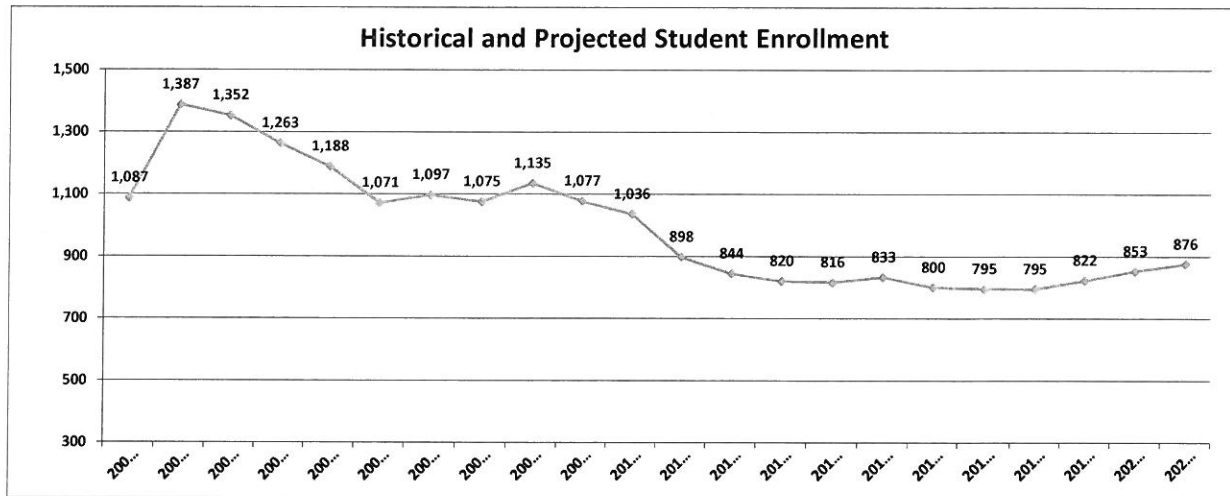
Student Enrollment by Grade Level								
Grade Level	2014-2015	2015-2016	2016-2017	2017-2018	2018-2019	2019-2020	2020-2021	2021-2022
Sixth	264	235	257	266	276	277	282	288
Seventh	282	266	255	269	276	286	279	285
Eighth	304	280	286	269	274	278	287	280
Total by Grade	850	781	798	805	826	842	848	852
Students by Program funded through the Florida Education Finance Program								
Basic Education	574	521	531	536	550	560	564	567
E.S.O.L.	29	24	31	31	32	33	33	33
Students with Disabilities 4-8	253	238	225	227	233	237	239	240
ESE Level 4	0	0	0	0	0	0	0	0
ESE Level 5	0	0	1	1	1	1	1	1
Career Education					0	0	0	0
Total Students by Program	856	783	787	794	815	830	837	840



The School Board of Sarasota County, Florida
Student Enrollment for the Period 2014-2015 through 2021-2022
Historical Student enrollment by Grade level information (Based upon October of each school year)
Brookside Middle School

School Principal:	Mr. Matthew Gruhl	Year School Opened	1955
School Address:	3636 South Shade Ave. Sarasota, Florida 34239	Year Renovated	2000
School Phone	(941) 361-6472	Free / Reduced Lunch Percentage	67.00%
School Web Site	sarasotacountyschools.net/brookside	Title One School	No

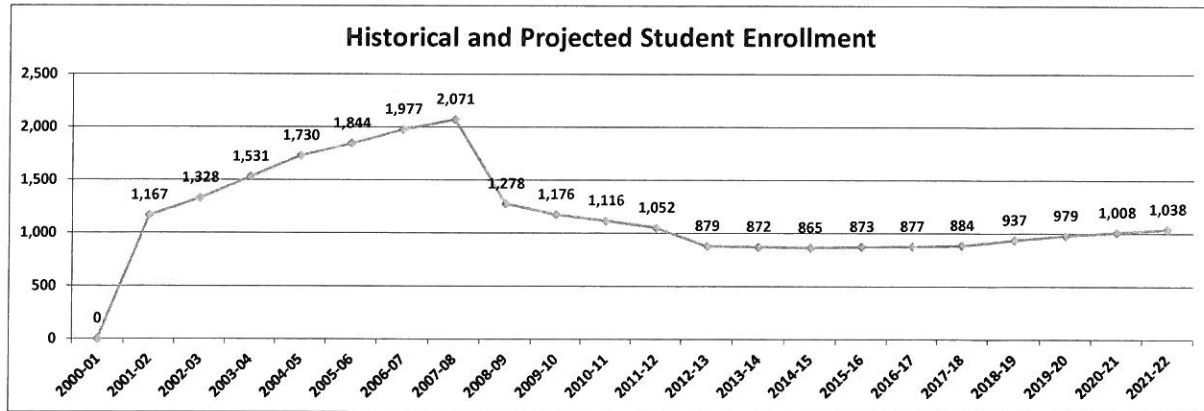
Student Enrollment by Grade Level								
Grade Level	2014-2015	2015-2016	2016-2017	2017-2018	2018-2019	2019-2020	2020-2021	2021-2022
Sixth	289	268	252	265	274	282	290	298
Seventh	270	292	270	254	263	277	285	293
Eighth	257	273	278	275	259	264	278	285
Total by Grade	816	833	800	795	795	822	853	876
Students by Program funded through the Florida Education Finance Program								
Basic Education	607	613	585	581	581	601	623	640
E.S.O.L.	21	26	23	23	23	24	25	25
Students with Disabilities 4-8	181	183	189	188	188	194	202	207
ESE Level 4	3	6	7	6	6	7	7	7
ESE Level 5	0	0	0	0	0	0	0	0
Career Education					0	0	0	0
Total Students by Program	811	827	803	798	798	826	856	880



The School Board of Sarasota County, Florida
Student Enrollment for the Period 2014-2015 through 2021-2022
Historical Student enrollment by Grade level information (Based upon October of each school year)
Heron Creek Middle School

School Principal:	Ms. Kristine Lawrence	Year School Opened	2003
School Address:	6501 West Price Blvd North Port FL 34286	Year Renovated	N/A
School Phone	(941) 480-3371	Free / Reduced Lunch Percentage	72.93%
School Web Site	sarasotacountyschools.net/hcms	Title One School	No

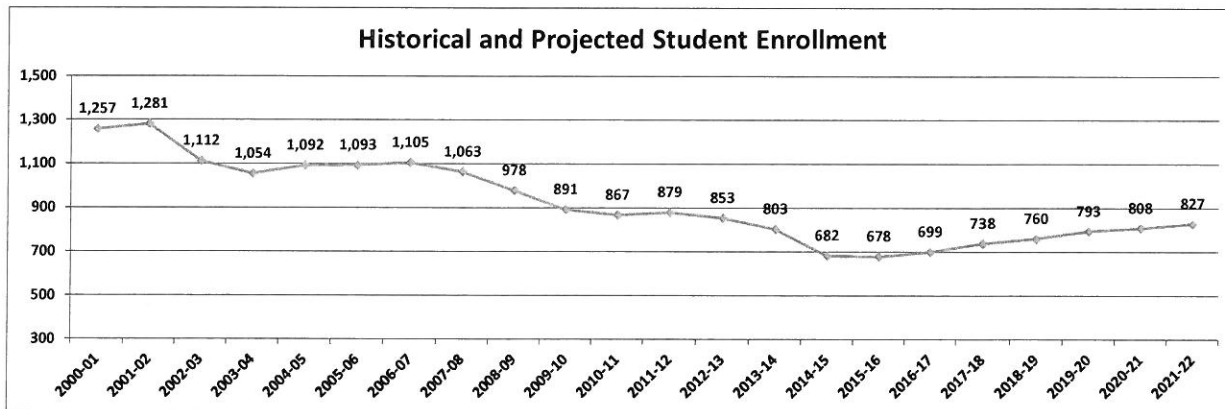
Student Enrollment by Grade Level								
Grade Level	2014-2015	2015-2016	2016-2017	2017-2018	2018-2019	2019-2020	2020-2021	2021-2022
Sixth	288	268	285	307	317	326	336	346
Seventh	287	302	275	295	318	327	337	347
Eighth	290	303	317	282	302	326	336	346
Total by Grade	865	873	877	884	937	979	1,008	1,038
Students by Program funded through the Florida Education Finance Program								
Basic Education	659	684	679	684	725	758	781	804
E.S.O.L.	18	10	15	15	16	17	17	18
Students with Disabilities 4-8	176	166	186	188	199	208	214	220
ESE Level 4	8	5	4	4	4	4	4	4
ESE Level 5	0	0	0	0	0	0	0	0
Career Education								
Total Students by Program	861	865	884	891	944	987	1,016	1,047



The School Board of Sarasota County, Florida
Student Enrollment for the Period 2014-2015 through 2021-2022
Historical Student enrollment by Grade level information (Based upon October of each school year)
McIntosh Middle School

School Principal:	Dr. Harriet Moore	Year School Opened	1961
School Address:	701 South McIntosh Road Sarasota FL 34232	Year Renovated	2006
School Phone	(941) 361-6520	Free / Reduced Lunch Percentage	63.29%
School Web Site	sarasotacountychools.net/mcintosh	Title One School	No

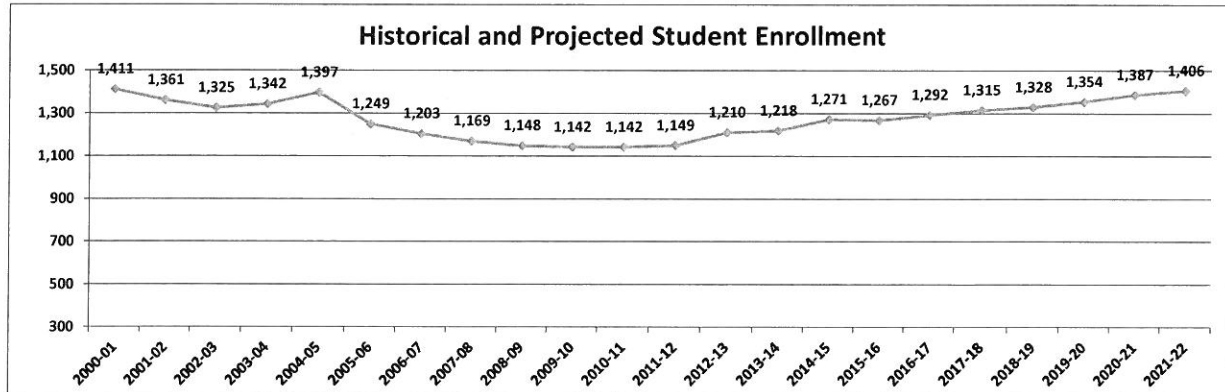
Student Enrollment by Grade Level								
Grade Level	2014-2015	2015-2016	2016-2017	2017-2018	2018-2019	2019-2020	2020-2021	2021-2022
Sixth	198	230	241	254	259	267	273	279
Seventh	223	209	238	237	259	262	270	274
Eighth	261	239	220	247	241	264	266	274
Total by Grade	682	678	699	738	760	793	808	827
Students by Program funded through the Florida Education Finance Program								
Basic Education	496	459	456	482	496	518	528	540
E.S.O.L.	9	17	24	25	26	27	28	28
Students with Disabilities 4-8	181	202	212	223	230	240	245	250
ESE Level 4	0	0	0	0	0	0	0	0
ESE Level 5	0	0	0	0	0	0	0	0
Career Education					0	0	0	0
Total Students by Program	686	679	692	730	752	785	800	819



The School Board of Sarasota County, Florida
Student Enrollment for the Period 2014-2015 through 2021-2022
Historical Student enrollment by Grade level information (Based upon October of each school year)
Sarasota Middle School

School Principal:	Ms. Janel Dorn	Year School Opened	1992
School Address:	4826 Ashton Road Sarasota, FL 34231	Year Renovated	N/A
School Phone	(941) 361-6464	Free / Reduced Lunch Percentage	29.67%
School Web Site	www.sarasotamiddleschool.com	Title One School	No

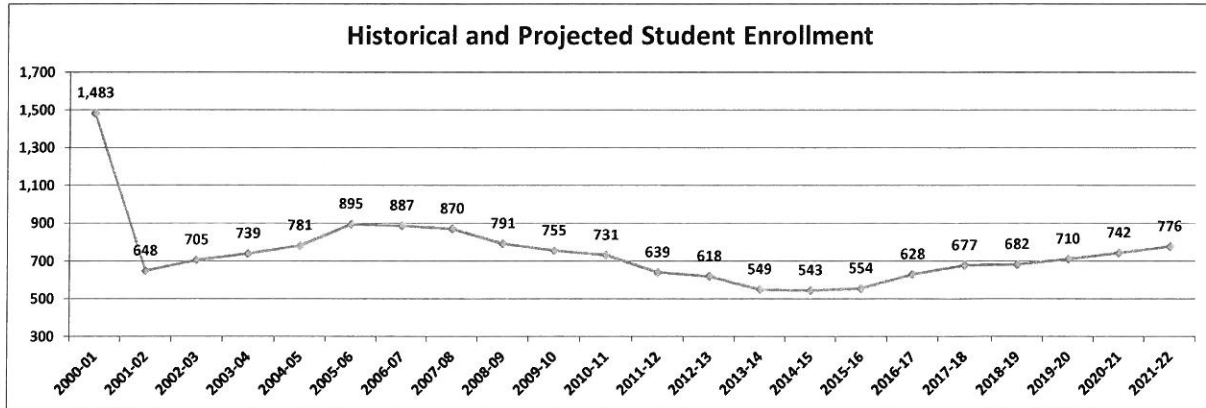
Student Enrollment by Grade Level								
Grade Level	2014-2015	2015-2016	2016-2017	2017-2018	2018-2019	2019-2020	2020-2021	2021-2022
Sixth	422	399	398	442	451	455	464	469
Seventh	397	447	420	424	444	454	463	468
Eighth	452	421	474	449	433	446	459	469
Total by Grade	1,271	1,267	1,292	1,315	1,328	1,354	1,387	1,406
Students by Program funded through the Florida Education Finance Program								
Basic Education	635	619	637	648	655	668	684	693
E.S.O.L.	14	12	15	15	15	15	16	16
Students with Disabilities 4-8	626	631	640	651	658	671	687	696
ESE Level 4	0	1	0	0	0	0	0	0
ESE Level 5	0	1	0	0	0	0	0	0
Career Education					0	0	0	0
Total Students by Program	1,275	1,263	1,291	1,314	1,328	1,354	1,386	1,405



The School Board of Sarasota County, Florida
Student Enrollment for the Period 2014-2015 through 2021-2022
Historical Student enrollment by Grade level information (Based upon October of each school year)
Venice Middle School

School Principal:	Dr. Karin Schmidt	Year School Opened	1984
School Address:	1900 Center Road Venice, FL 34292	Year Renovated	N/A
School Phone	(941) 486-2100	Free / Reduced Lunch Percentage	51.02%
School Web Site	sarasotacountyschools.net/vms	Title One School	No

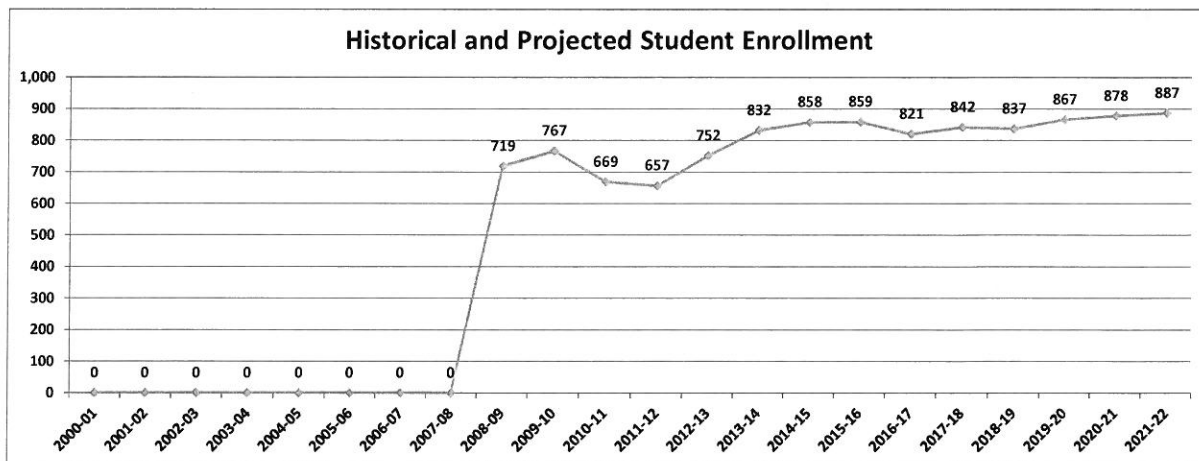
Student Enrollment by Grade Level								
Grade Level	2014-2015	2015-2016	2016-2017	2017-2018	2018-2019	2019-2020	2020-2021	2021-2022
Sixth	174	197	201	218	227	237	248	259
Seventh	140	190	221	218	226	237	247	259
Eighth	229	167	206	241	228	236	248	259
Total by Grade	543	554	628	677	682	710	742	776
Students by Program funded through the Florida Education Finance Program								
Basic Education	383	405	464	500	504	524	548	574
E.S.O.L.	1	3	9	10	10	11	11	12
Students with Disabilities 4-8	163	149	158	171	172	179	187	196
ESE Level 4	0	0	0	0	0	0	0	0
ESE Level 5	0	0	0	0	0	0	0	0
Career Education					0	0	0	0
Total Students by Program	547	557	632	681	686	714	747	781



The School Board of Sarasota County, Florida
Student Enrollment for the Period 2014-2015 through 2021-2022
Historical Student enrollment by Grade level information (Based upon October of each school year)
Woodland Middle

School Principal:	Dr. Cindy Hall	Year School Opened	2008
School Address:	2700 Panacea Blvd. North Port FL 34289	Year Renovated	N/A
School Phone	(941) 240-8590	Free / Reduced Lunch Percentage	65.59%
School Web Site	sarasotacountyschools.net/woodland	Title One School	No

Student Enrollment by Grade Level								
Grade Level	2014-2015	2015-2016	2016-2017	2017-2018	2018-2019	2019-2020	2020-2021	2021-2022
Sixth	263	317	266	284	288	292	294	297
Seventh	300	268	297	263	285	289	293	295
Eighth	295	274	258	295	264	286	291	296
Total by Grade	858	859	821	842	837	867	878	887
Students by Program funded through the Florida Education Finance Program								
Basic Education	697	642	626	642	638	661	669	677
E.S.O.L.	16	17	17	17	17	18	18	18
Students with Disabilities 4-8	140	189	184	189	188	194	197	199
ESE Level 4	0	0	0	0	0	0	0	0
ESE Level 5	1	0	0	0	0	0	0	0
Career Education					0	0	0	0
Total Students by Program	854	848	827	848	844	873	884	894



This page intentionally left blank

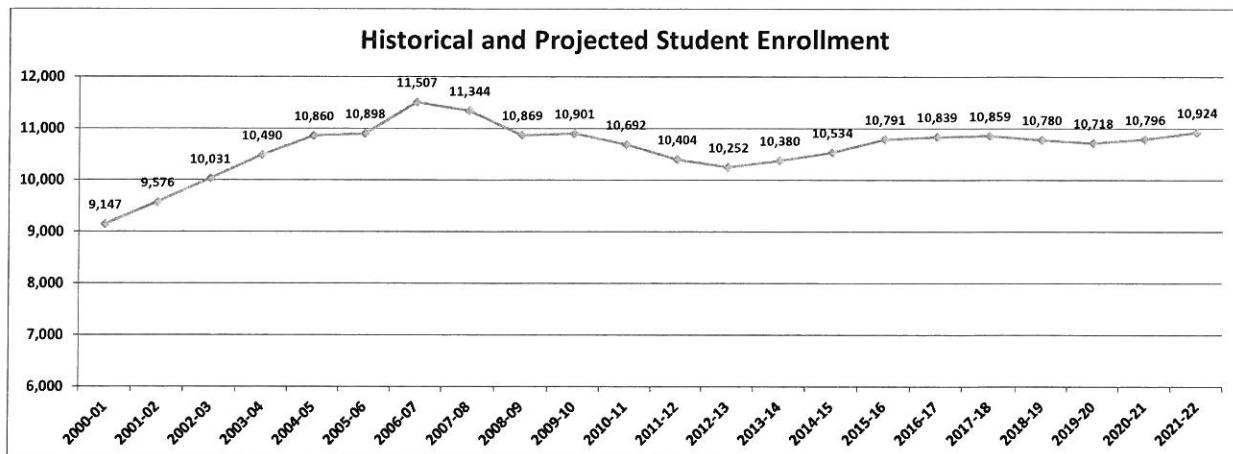
THE SCHOOL BOARD OF SARASOTA COUNTY, FLORIDA



HIGH SCHOOLS

The School Board of Sarasota County, Florida
Student Enrollment for the Period 2014-2015 through 2021-2022
Historical Student enrollment by Grade level information (Based upon October of each school year)
Total of all High Schools

Student Enrollment by Grade Level								
Grade Level	2014-2015	2015-2016	2016-2017	2017-2018	2018-2019	2019-2020	2020-2021	2021-2022
Pre Kindergarten	43	30	31	31	31	31	31	31
Ninth	2,838	2,932	2,779	2,807	2,824	2,868	2,898	2,924
Tenth	2,860	2,809	2,935	2,747	2,769	2,806	2,830	2,865
Eleventh	2,569	2,685	2,659	2,785	2,601	2,626	2,651	2,694
Twelfth	2,224	2,335	2,435	2,490	2,556	2,387	2,385	2,410
Total by Grade	10,534	10,791	10,839	10,859	10,780	10,718	10,796	10,924
Students by Program funded through the Florida Education Finance Program								
Basic Education	7,681	7,944	7,935	7,946	7,887	7,838	7,891	7,984
E.S.O.L.	153	165	194	195	195	195	196	197
Students with Disabilities K-3	1	0	0	0	0	0	0	0
Students with Disabilities 4-8	0	0	0	0	0	0	0	0
Students with Disabilities 9-12	1,341	1,320	1,455	1,461	1,452	1,449	1,462	1,480
ESE Level 4	32	46	30	30	29	29	29	30
ESE Level 5	4	4	6	6	6	6	6	6
Career Education	635	678	665	665	659	654	660	668
Total Students by Program	9,846	10,156	10,286	10,304	10,229	10,171	10,244	10,366

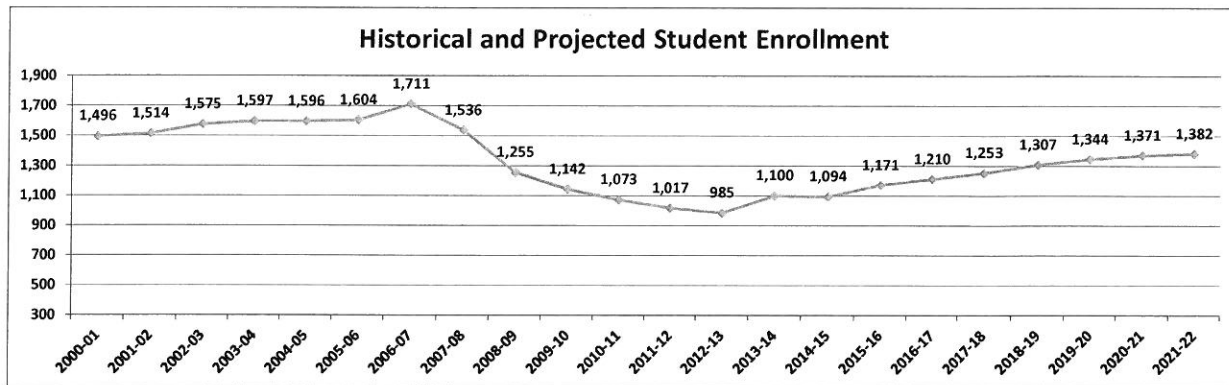


The School Board of Sarasota County, Florida
Student Enrollment for the Period 2014-2015 through 2021-2022
Historical Student enrollment by Grade level information (Based upon October of each school year)

Booker High School

School Principal:	Dr. Rachel Shelley	Year School Opened	1953
School Address:	3201 N. Orange Avenue Sarasota, FL 34234	Year Renovations to be Finished	2014
School Phone	(941) 355-2967	Free / Reduced Lunch Percentage	69.51%
School Web Site	sarasotacountyschools.net/bhs	Title One School	No

Student Enrollment by Grade Level								
Grade Level	2014-2015	2015-2016	2016-2017	2017-2018	2018-2019	2019-2020	2020-2021	2021-2022
Pre Kindergarten	0	0	0	0	0	0	0	0
Ninth	330	338	318	369	368	368	374	380
Tenth	316	328	329	313	363	362	362	368
Eleventh	232	294	297	302	292	333	333	332
Twelfth	216	211	266	269	284	281	302	302
Total by Grade	1,094	1,171	1,210	1,253	1,307	1,344	1,371	1,382
Students by Program funded through the Florida Education Finance Program								
Basic Education	750	848	819	848	885	910	928	936
E.S.O.L.	34	34	42	44	45	47	48	48
Students with Disabilities K-3	0	0	0	0	0	0	0	0
Students with Disabilities 4-8	0	0	0	0	0	0	0	0
Students with Disabilities 9-12	191	204	231	239	249	256	261	264
ESE Level 4	0	0	0	0	0	0	0	0
ESE Level 5	1	0	1	1	1	1	1	1
Career Education	46	50	51	53	55	57	58	59
Total Students by Program	1,021	1,137	1,144	1,184	1,236	1,270	1,296	1,306

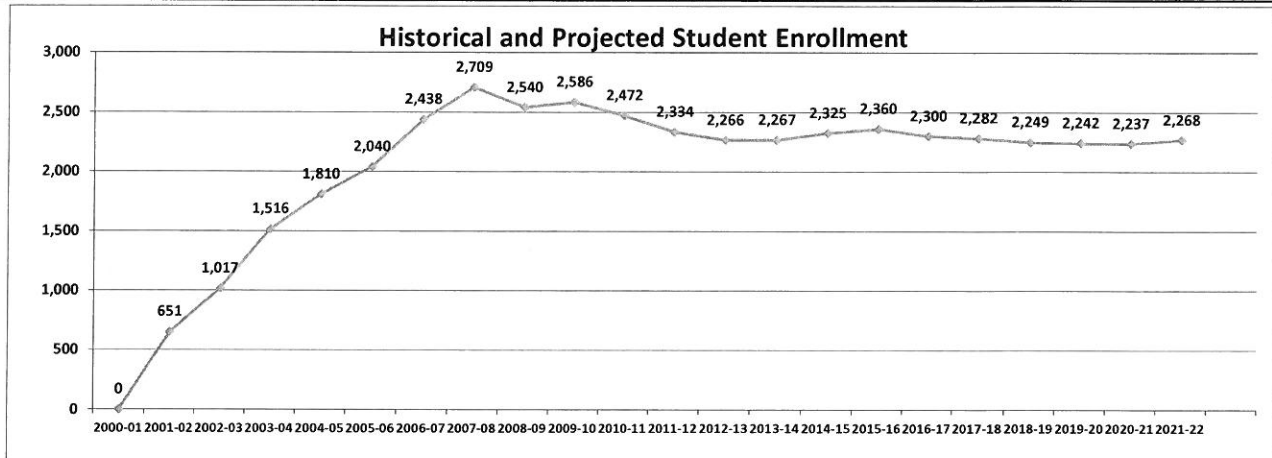


The School Board of Sarasota County, Florida
Student Enrollment for the Period 2014-2015 through 2021-2022
Historical Student enrollment by Grade level information (Based upon October of each school year)

North Port High School

School Principal:	Mr. Brandon Johnson	Year School Opened	2001
School Address:	6400 W. Price Blvd. North Port, FL 34287	Year Renovated	N/A
School Phone	(941) 423-8558	Free / Reduced Lunch Percentage	64.40%
School Web Site	sarasotacountyschools.net/nphs	Title One School	No

Student Enrollment by Grade Level								
Grade Level	2014-2015	2015-2016	2016-2017	2017-2018	2018-2019	2019-2020	2020-2021	2021-2022
Pre Kindergarten	11	11	5	5	5	5	5	5
Ninth	639	648	595	587	593	608	602	605
Tenth	596	610	626	563	555	580	575	575
Eleventh	557	546	560	580	532	535	549	564
Twelfth	522	545	514	547	564	513	506	519
Total by Grade	2,325	2,360	2,300	2,282	2,249	2,242	2,237	2,268
Students by Program funded through the Florida Education Finance Program								
Basic Education	1,681	1,672	1,681	1,668	1,644	1,639	1,635	1,658
E.S.O.L.	26	35	36	35	35	35	35	35
Students with Disabilities K-3	0	0	0	0	0	0	0	0
Students with Disabilities 4-8	0	0	0	0	0	0	0	0
Students with Disabilities 9-12	280	307	297	295	290	289	289	293
ESE Level 4	11	30	19	19	19	18	18	19
ESE Level 5	0	0	2	2	2	2	2	2
Career Education	191	161	163	161	159	159	158	160
Total Students by Program	2,189	2,205	2,197	2,180	2,148	2,141	2,137	2,167

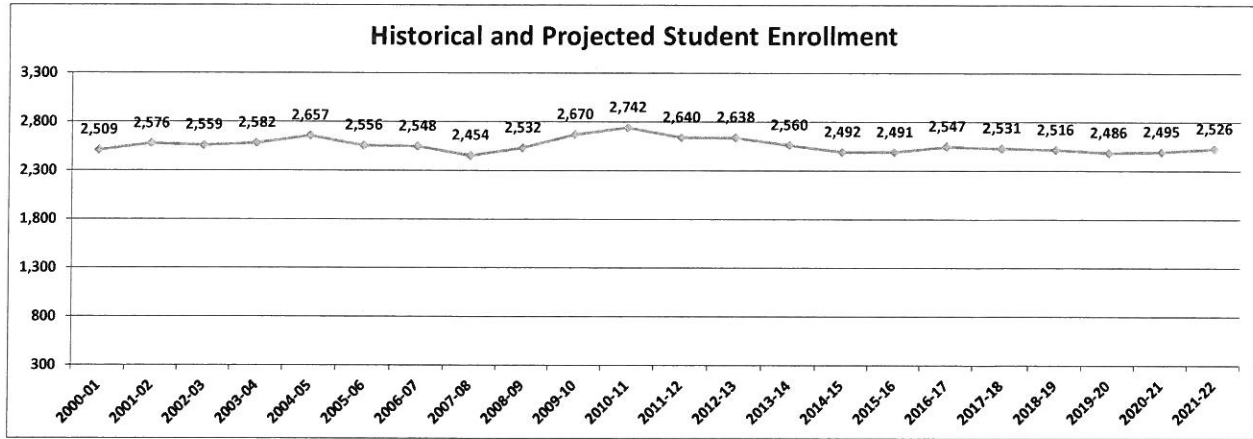


The School Board of Sarasota County, Florida
Student Enrollment for the Period 2014-2015 through 2021-2022
Historical Student enrollment by Grade level information (Based upon October of each school year)

Riverview High School

School Principal:	Mr. Paul Burns	Year School Opened	1957
School Address:	One Ram Way Sarasota, FL 34231	Year Renovated	2009
School Phone	(941) 923-1484	Free / Reduced Lunch Percentage	39.96%
School Web Site	sarasotacountyschools.net/schools/riverview	Title One School	No

Student Enrollment by Grade Level								
Grade Level	2014-2015	2015-2016	2016-2017	2017-2018	2018-2019	2019-2020	2020-2021	2021-2022
Pre Kindergarten	32	19	26	26	26	26	26	26
Ninth	612	650	629	613	621	629	637	644
Tenth	674	617	682	647	631	639	648	656
Eleventh	615	651	607	665	631	615	623	631
Twelfth	559	554	603	580	607	577	562	569
Total by Grade	2,492	2,491	2,547	2,531	2,516	2,486	2,495	2,526
Students by Program funded through the Florida Education Finance Program								
Basic Education	1,989	2,016	2,035	2,022	2,011	1,986	1,994	2,019
E.S.O.L.	35	41	46	46	45	45	45	46
Students with Disabilities K-3	1	0	0	0	0	0	0	0
Students with Disabilities 4-8	0	0	0	0	0	0	0	0
Students with Disabilities 9-12	222	244	242	241	240	237	238	241
ESE Level 4	16	12	8	8	8	8	8	8
ESE Level 5	0	1	2	2	2	2	2	2
Career Education	86	120	116	115	115	113	114	115
Total Students by Program	2,349	2,435	2,450	2,434	2,420	2,391	2,400	2,430



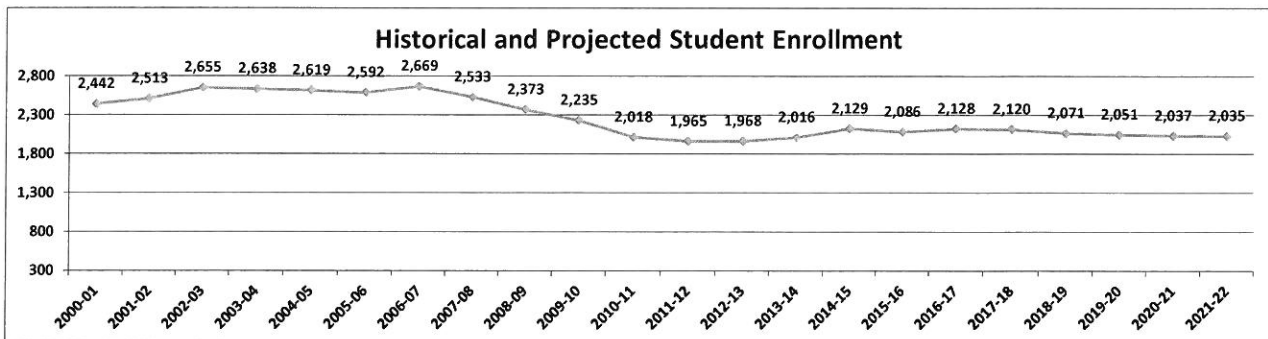
The School Board of Sarasota County, Florida
Student Enrollment for the Period 2014-2015 through 2021-2022

Historical Student enrollment by Grade level information (Based upon October of each school year)

Sarasota High School

School Principal:	Mr. David Jones	Year School Opened	1926
School Address:	2155 Bahia Vista Street, Sarasota 34239	Year Renovated	2003
School Phone	(941) 955-0181	Free / Reduced Lunch Percentage	48.76%
School Web Site	sarasotacountychools.net/shs	Title One School	No

Student Enrollment by Grade Level								
Grade Level	2014-2015	2015-2016	2016-2017	2017-2018	2018-2019	2019-2020	2020-2021	2021-2022
Pre Kindergarten	0	0	0	0	0	0	0	0
Ninth	556	548	575	558	552	556	560	554
Tenth	634	543	551	575	553	547	551	555
Eleventh	528	559	512	521	523	503	497	502
Twelfth	411	436	490	466	444	446	428	424
Total by Grade	2,129	2,086	2,128	2,120	2,071	2,051	2,037	2,035
Students by Program funded through the Florida Education Finance Program								
Basic Education	1,436	1,485	1,491	1,485	1,451	1,437	1,428	1,426
E.S.O.L.	49	47	61	61	60	59	59	58
Students with Disabilities K-3	0	0	0	0	0	0	0	0
Students with Disabilities 4-8	0	0	0	0	0	0	0	0
Students with Disabilities 9-12	389	265	331	330	322	319	317	316
ESE Level 4	3	2	2	2	2	2	2	2
ESE Level 5	1	2	1	1	1	1	1	1
Career Education	118	125	133	132	129	128	127	127
Total Students by Program	1,995	1,926	2,019	2,011	1,965	1,946	1,933	1,930

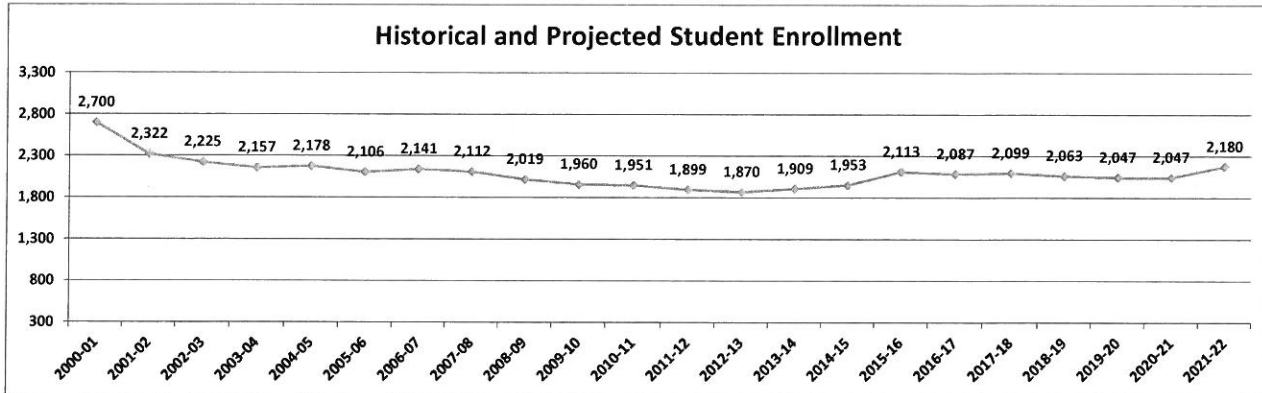


The School Board of Sarasota County, Florida
Student Enrollment for the Period 2014-2015 through 2021-2022
Historical Student enrollment by Grade level information (Based upon October of each school year)

Venice High

School Principal:	Mr. Eric Jackson	Year School Opened	1955
School Address:	1 Indian Avenue Venice FL 34285	Year Renovated	2014
School Phone	(941) 488-6726	Free / Reduced Lunch Percentage	36.82%
School Web Site	sarasotacountyschools.net/schools/venicehigh	Title One School	No

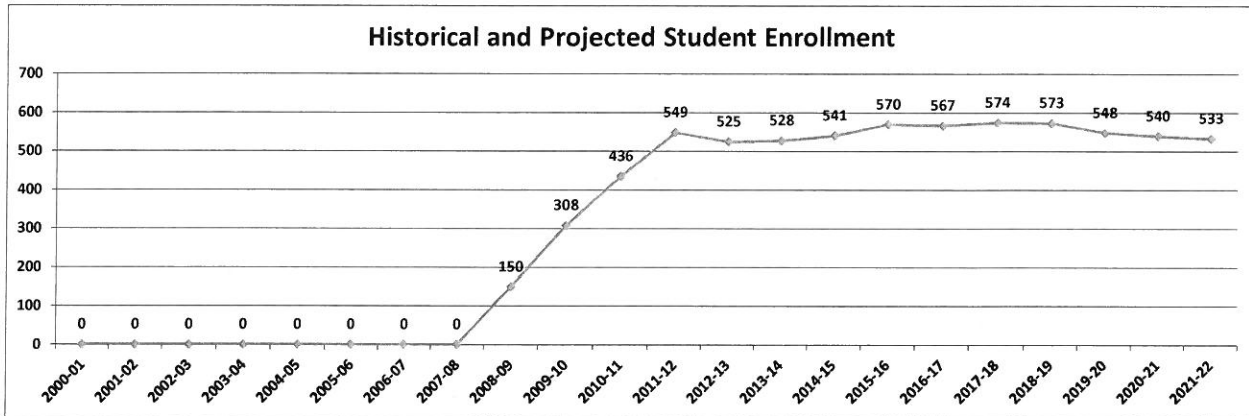
Student Enrollment by Grade Level								
Grade Level	2014-2015	2015-2016	2016-2017	2017-2018	2018-2019	2019-2020	2020-2021	2021-2022
Pre Kindergarten	0	0	0	0	0	0	0	0
Ninth	549	579	507	526	544	561	578	594
Tenth	509	568	583	504	523	541	558	575
Eleventh	495	499	553	556	481	499	516	532
Twelfth	400	467	444	513	516	446	463	478
Total by Grade	1,953	2,113	2,087	2,099	2,063	2,047	2,115	2,180
Students by Program funded through the Florida Education Finance Program								
Basic Education	1,448	1,469	1,461	1,469	1,445	1,433	1,480	1,526
E.S.O.L.	10	8	10	10	10	9	10	10
Students with Disabilities K-3	0	0	0	0	0	0	0	0
Students with Disabilities 4-8	0	0	0	0	0	0	0	0
Students with Disabilities 9-12	224	264	323	325	320	317	327	338
ESE Level 4	2	1	1	1	1	1	1	1
ESE Level 5	1	1	1	1	1	1	1	1
Career Education	152	174	165	166	163	162	167	172
Total Students by Program	1,836	1,917	1,961	1,972	1,939	1,923	1,987	2,048



The School Board of Sarasota County, Florida
Student Enrollment for the Period 2014-2015 through 2021-2022
Historical Student enrollment by Grade level information (Based upon October of each school year)
Suncoast Polytechnical High School

School Principal:	Dr. Ron DiPillo	Year School Opened	2008
School Address:	4650 Beneva Road Sarasota, FL 34233	Year Renovated	N/A
School Phone	(941)921-3981	Free / Reduced Lunch Percentage	41.16%
School Web Site	sarasotacountyschools.net/sphs	Title One School	No

Student Enrollment by Grade Level								
Grade Level	2014-2015	2015-2016	2016-2017	2017-2018	2018-2019	2019-2020	2020-2021	2021-2022
Pre Kindergarten	0	0	0	0	0			
Ninth	152	169	155	154	146	146	146	146
Tenth	131	143	164	145	144	136	136	136
Eleventh	142	136	130	160	142	141	133	133
Twelfth	116	122	118	115	141	125	125	118
Total by Grade	541	570	567	574	573	548	540	533
Students by Program funded through the Florida Education Finance Program								
Basic Education	377	453	447	453	452	433	426	421
E.S.O.L.	0	0	0	0	0	0	0	0
Students with Disabilities K-3	0	0	0	0	0	0	0	0
Students with Disabilities 4-8	0	0	0	0	0	0	0	0
Students with Disabilities 9-12	36	35	31	31	31	30	30	29
ESE Level 4	0	0	0	0	0	0	0	0
ESE Level 5	0	0	0	0	0	0	0	0
Career Education	43	48	37	38	38	36	35	35
Total Students by Program	457	537	516	522	521	499	491	485



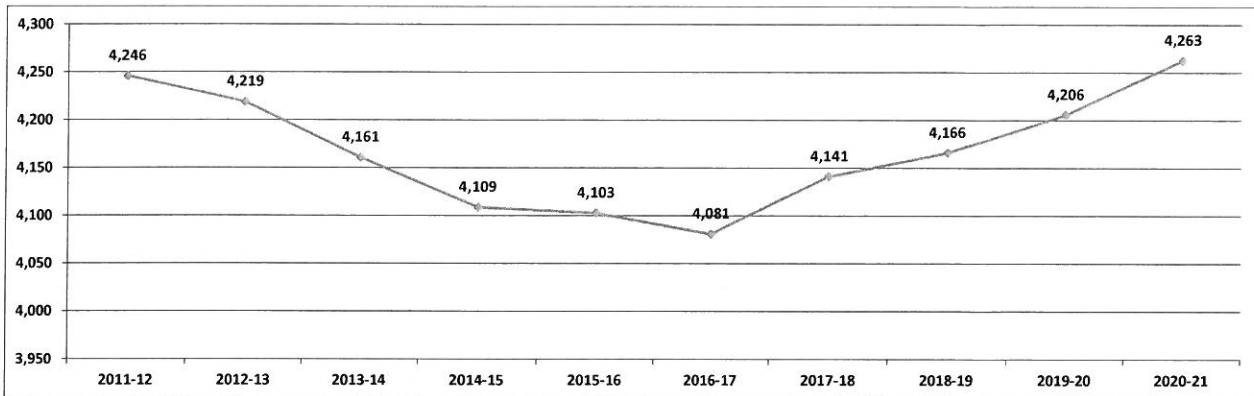
THE SCHOOL BOARD OF SARASOTA COUNTY, FLORIDA



OTHER SCHOOLS

The School Board of Sarasota County, Florida
Student Enrollment for the Period 2014-2015 through 2021-2022
Historical Student enrollment by Grade level information (Based upon October of each school year)
Total of Other Schools

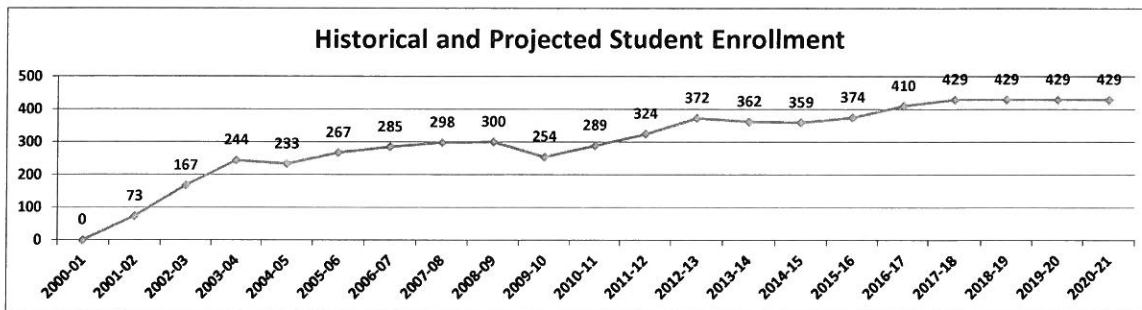
Student Enrollment by Grade Level								
Grade Level	2014-2015	2015-2016	2016-2017	2017-2018	2018-2019	2019-2020	2020-2021	2021-2022
PreKindergarten	59	76	75	75	75	75	75	75
Kindergarten	102	111	126	140	148	155	163	168
First	141	125	139	154	168	176	182	192
Second	223	245	207	232	255	277	293	307
Third	310	271	299	256	278	308	334	355
Fourth	302	333	302	346	281	305	338	367
Fifth	351	352	358	343	399	325	353	387
Sixth	486	495	418	462	439	490	408	434
Seventh	429	497	489	439	464	440	493	410
Eighth	467	443	489	501	455	482	457	514
Ninth	284	306	284	313	323	291	291	290
Tenth	278	237	273	259	268	277	247	247
Eleventh	260	278	249	265	245	253	263	232
Twelfth	417	334	373	355	368	350	365	378
Total by Grade	4,109	4,103	4,081	4,141	4,166	4,206	4,263	4,354
Students by Program funded through the Florida Education Finance Program								
Basic Education	817	883	942	1,079	1,129	1,185	1,236	1,303
E.S.O.L.	17	17	24	25	26	28	29	30
Students with Disabilities k-3	417	409	399	399	399	400	404	410
Students with Disabilities 4-8	1,366	1,427	1,381	1,361	1,353	1,348	1,354	1,371
Students with Disabilities 9-12	945	921	891	878	867	858	860	867
ESE Level 4	346	313	336	340	342	344	346	348
ESE Level 5	53	47	51	37	37	38	38	38
Career Education	0	1	1	1	1	1	1	1
Total Students by Program	3,962	4,018	4,024	4,120	4,154	4,201	4,268	4,368



The School Board of Sarasota County, Florida
Student Enrollment for the Period 2014-2015 through 2021-2022
Historical Student enrollment by Grade level information (Based upon October of each school year)
S C H O O L : ESE Vouchers Private Schools (John McKay Scholarships)

Students must have been in a public school one year before being able to apply for an exceptional education voucher to attend a private school of their choice.

Student Enrollment by Grade Level								
Grade Level	2014-2015	2015-2016	2016-2017	2017-2018	2018-2019	2019-2020	2020-2021	2021-2022
PreKindergarten	2	0	0	0	0	0	0	0
Kindergarten	11	11	9	9	9	9	9	9
First	8	16	14	18	18	18	18	18
Second	25	14	20	26	26	26	26	26
Third	17	29	22	26	26	26	26	26
Fourth	25	29	43	31	31	31	31	31
Fifth	28	30	38	47	47	47	47	47
Sixth	43	41	34	48	48	48	48	48
Seventh	46	44	40	35	35	35	35	35
Eighth	27	46	46	37	37	37	37	37
Ninth	31	33	49	47	47	47	47	47
Tenth	29	24	30	41	41	41	41	41
Eleventh	32	27	30	30	30	30	30	30
Twelfth	35	30	35	34	34	34	34	34
Total by Grade	359	374	410	429	429	429	429	429
Students by Program funded through the Florida Education Finance Program								
Basic Education	50	41	52	54	54	54	54	54
E.S.O.L.	0	0	0	0	0	0	0	0
Students with Disabilities k-3	43	45	48	50	50	50	50	50
Students with Disabilities 4-8	113	144	142	149	149	149	149	149
Students with Disabilities 9-12	85	79	96	100	100	100	100	100
ESE Level 4	46	50	53	55	55	55	55	55
ESE Level 5	3	3	17	3	3	3	3	3
Career Education	0	0	0	0	0	0	0	0
Total Students by Program	341	362	406	410	410	410	410	410



The School Board of Sarasota County, Florida
Student Enrollment for the Period 2014-2015 through 2021-2022
Historical Student enrollment by Grade level information (Based upon October of each school year)
ESE Special Programs

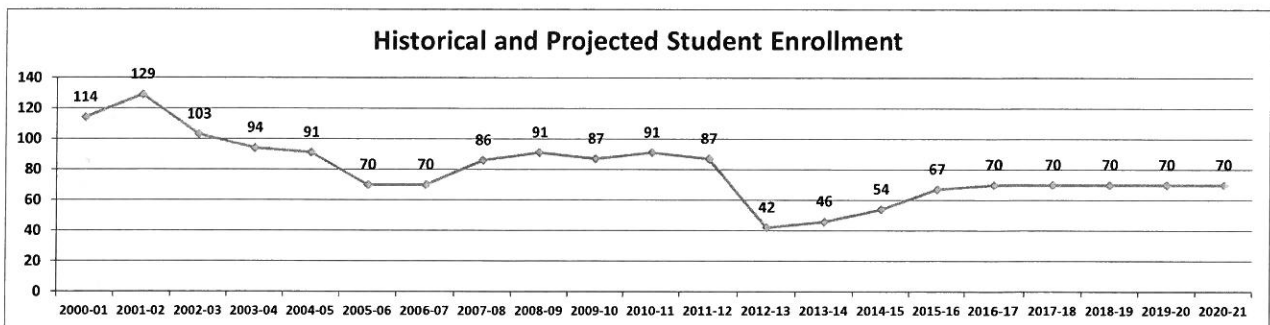
School Principal:
School Address:
School Phone
School Web Site

Ms. Sonia Figaredo-Alberts
1960 Landings Blvd. Sarasota, FL 34231
(941) 927-9000
sarasotacountyschools

Exceptional Education Programs services are
provided through contracted services.
Free / Reduced Lunch Percentage N/A
Title One School

No

Student Enrollment by Grade Level								
Grade Level	2014-2015	2015-2016	2016-2017	2017-2018	2018-2019	2019-2020	2020-2021	2021-2022
PreKindergarten	47	62	63	63	63	63	63	63
Kindergarten	0	0	0	0	0	0	0	0
First	0	0	0	0	0	0	0	0
Second	0	0	0	0	0	0	0	0
Third	0	0	0	0	0	0	0	0
Fourth	0	0	0	0	0	0	0	0
Fifth	0	0	0	0	0	0	0	0
Sixth	1	0	0	0	0	0	0	0
Seventh	0	0	0	0	0	0	0	0
Eighth	0	0	0	0	0	0	0	0
Ninth	0	2	2	2	2	2	2	2
Tenth	1	1	3	3	3	3	3	3
Eleventh	0	1	0	0	0	0	0	0
Twelfth	5	1	2	2	2	2	2	2
Total by Grade	54	67	70	70	70	70	70	70
Students by Program funded through the Florida Education Finance Program								
Basic Education	0	1	0	0	0	0	0	0
E.S.O.L.	0	0	0	0	0	0	0	0
Students with Disabilities k-3	43	40	36	36	36	36	36	36
Students with Disabilities 4-8	0	0	0	0	0	0	0	0
Students with Disabilities 9-12	9	0	0	0	0	0	0	0
ESE Level 4	3	1	6	6	6	6	6	6
ESE Level 5	0	0	0	0	0	0	0	0
Career Education	0	0	0	0	0	0	0	0
Total Students by Program	56	43	42	42	42	42	42	42



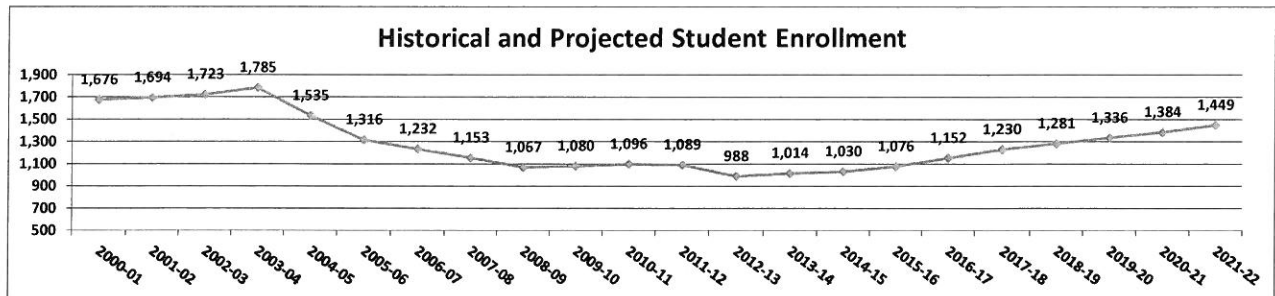
The School Board of Sarasota County, Florida
Student Enrollment for the Period 2014-2015 through 2021-2022

Historical Student enrollment by Grade level information (Based upon October of each school year)

Laurel Nokomis School

School Principal:	Mr. Raymond Wilson	Year School Opened	1993
School Address:	1900 East Laurel Rd. Nokomis, FL 34275	Year Renovated	N/A
School Phone	(941) 486-2171	Free / Reduced Lunch Percentage	44%
School Web Site	sarasotacountychools.net/LNS	Title One School	No

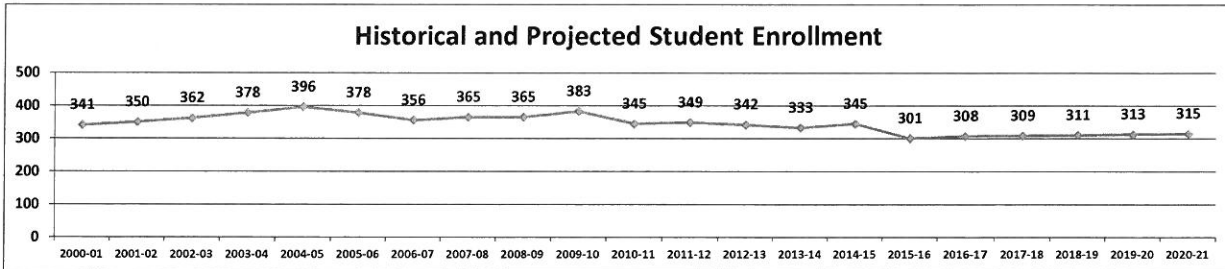
Student Enrollment by Grade Level								
Grade Level	2014-2015	2015-2016	2016-2017	2017-2018	2018-2019	2019-2020	2020-2021	2021-2022
PreKindergarten	10	13	12	12	12	12	12	12
Kindergarten	87	98	105	121	129	136	144	149
First	118	94	116	121	135	142	147	156
Second	84	115	104	125	126	140	148	153
Third	120	95	132	122	136	135	151	160
Fourth	92	110	102	141	122	136	135	151
Fifth	115	111	131	119	158	136	152	147
Sixth	137	150	137	162	142	171	159	169
Seventh	132	150	156	145	172	151	181	169
Eighth	135	140	157	160	149	177	155	184
Ninth								
Tenth								
Eleventh								
Twelfth								
Total by Grade	1,030	1,076	1,152	1,230	1,281	1,336	1,384	1,449
Students by Program funded through the Florida Education Finance Program								
Basic Education	700	759	804	858	894	932	965	1,011
E.S.O.L.	17	17	24	25	26	28	29	30
Students with Disabilities k-3	96	91	98	104	108	113	117	123
Students with Disabilities 4-8	197	201	217	232	242	252	261	273
Students with Disabilities 9-12	0	0	0	0	0	0	0	0
ESE Level 4	8	6	8	8	8	9	9	9
ESE Level 5	1	0	0	0	0	0	0	0
Career Education	0	0	0	0	0	0	0	0
Total Students by Program	1,018	1,075	1,150	1,228	1,279	1,333	1,381	1,446



The School Board of Sarasota County, Florida
Student Enrollment for the Period 2014-2015 through 2021-2022
Historical Student enrollment by Grade level information (Based upon October of each school year)
Oak Park

School Principal:	Ms. Edwina Oliver	Year School Opened	1993
School Address:	7285 Proctor Road Sarasota, FL	Year Renovated	2007
School Phone	(941) 361-6428	Free / Reduced Lunch Percentage	72%
School Web Site	sarasotacountyschools.net/schools/oakpark	Title One School	No

Student Enrollment by Grade Level								
Grade Level	2014-2015	2015-2016	2016-2017	2017-2018	2018-2019	2019-2020	2020-2021	2021-2022
PreKindergarten	0	1	0	0	0	0	0	0
Kindergarten	3	2	10	10	10	10	10	10
First	9	10	6	10	10	10	10	10
Second	13	9	16	6	6	6	6	6
Third	25	12	15	16	16	16	16	16
Fourth	20	24	13	15	15	15	15	15
Fifth	22	24	26	13	13	13	13	13
Sixth	36	22	22	26	26	26	26	26
Seventh	24	34	29	22	22	22	22	22
Eighth	30	23	31	29	29	29	29	29
Ninth	21	22	16	31	31	31	31	31
Tenth	21	21	21	16	16	16	16	16
Eleventh	19	20	20	21	21	21	21	21
Twelfth	102	77	83	94	96	98	100	102
Total by Grade	345	301	308	309	311	313	315	317
Students by Program funded through the Florida Education Finance Program								
Basic Education	0	0	0	0	0	0	0	0
E.S.O.L.	0	0	0	0	0	0	0	0
Students with Disabilities k-3	2	1	0	0	0	0	0	0
Students with Disabilities 4-8	4	1	2	2	2	2	2	2
Students with Disabilities 9-12	4	2	0	0	0	0	0	0
ESE Level 4	289	256	270	271	272	274	276	278
ESE Level 5	48	44	34	34	34	34	35	35
Career Education	0	0	0	0	0	0	0	0
Total Students by Program	347	304	305	306	308	310	312	314



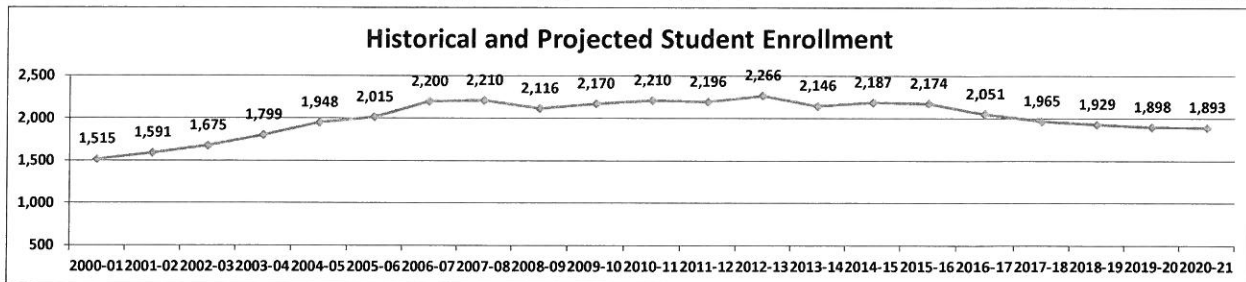
The School Board of Sarasota County, Florida
Student Enrollment for the Period 2014-2015 through 2021-2022
Historical Student enrollment by Grade level information (Based upon October of each school year)

Pine View

School Principal:	Dr. Stephen Covert	Year School Opened	1972
School Address:	1 Python Path Osprey, FL 34229	Year Renovated	1993 & 2017
School Phone	(941) 486-2001	Free / Reduced Lunch Percentage	15%
School Web Site	sarasotacountyschools.net/pvs	Title One School	No

Student Enrollment by Grade Level								
Grade Level	2014-2015	2015-2016	2016-2017	2017-2018	2018-2019	2019-2020	2020-2021	2021-2022
PreKindergarten	0	0	0	0	0			
Kindergarten	0	0	0	0	0			
First	0	0	0	0	0			
Second	96	103	64	69	94	102	110	118
Third	140	131	127	88	94	129	139	150
Fourth	157	164	142	153	105	114	155	168
Fifth	177	180	161	158	170	117	127	173
Sixth	257	271	221	218	214	231	159	172
Seventh	211	255	260	225	223	219	236	162
Eighth	259	218	250	258	224	221	217	234
Ninth	228	244	206	215	223	193	191	187
Tenth	223	189	213	188	196	203	176	174
Eleventh	205	224	190	207	182	191	197	171
Twelfth	234	195	217	186	202	178	186	193
Total by Grade	2,187	2,174	2,051	1,965	1,929	1,898	1,893	1,902

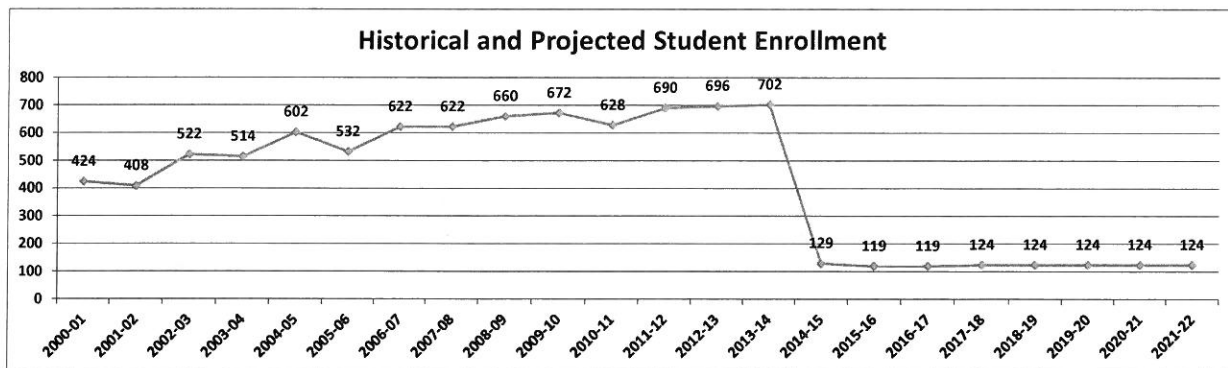
Students by Program funded through the Florida Education Finance Program								
Basic Education	1	0	0	0	0	0	0	0
E.S.O.L.	0	0	0	0	0	0	0	0
Students with Disabilities k-3	235	232	218	209	205	202	202	203
Students with Disabilities 4-8	1,050	1,080	1,019	976	958	943	940	945
Students with Disabilities 9-12	832	829	783	750	736	724	722	725
ESE Level 4	0	0	0	0	0	0	0	0
ESE Level 5	0	0	0	0	0	0	0	0
Career Education	0	0	0	0	0	0	0	0
Total Students by Program	2,118	2,141	2,020	1,936	1,900	1,869	1,864	1,873



The School Board of Sarasota County, Florida
Student Enrollment for the Period 2014-2015 through 2021-2022
Historical Student enrollment by Grade level information (Based upon October of each school year)
Suncoast Technical College - (Part Time Enrollment) Cost center 0391

School Principal:	Dr. Ron DiPillo	Year School Opened	1967
School Address:	4748 Beneva Road Sarasota, FL 34233	Year Renovated	2014
School Phone	(941) 924-1365	Free / Reduced Lunch Percentage	N/A
School Web Site	scti.edu	Title One School	No

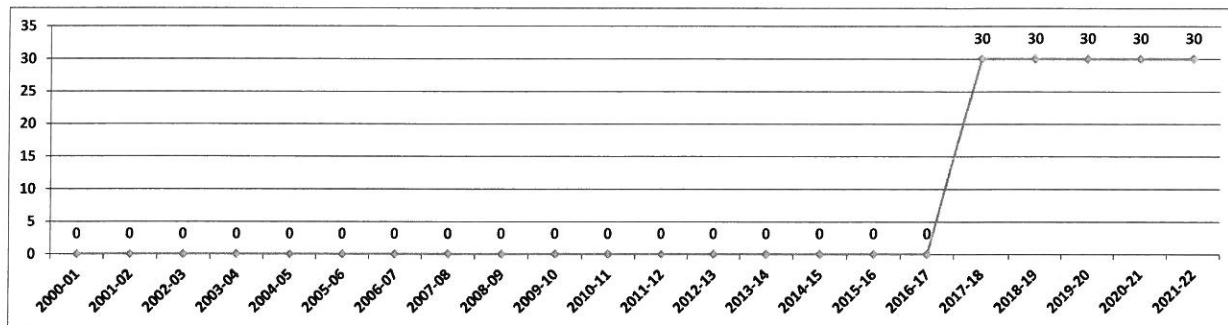
Student Enrollment by Grade Level								
Grade Level	2014-2015	2015-2016	2016-2017	2017-2018	2018-2019	2019-2020	2020-2021	2021-2022
PreKindergarten	10	0	0	12	12	12	12	12
Kindergarten	0	0	0	0	0	0	0	0
First	0	0	0	0	0	0	0	0
Second	0	0	0	0	0	0	0	0
Third	0	0	0	0	0	0	0	0
Fourth	0	0	0	0	0	0	0	0
Fifth	0	0	0	0	0	0	0	0
Sixth	0	0	0	0	0	0	0	0
Seventh	0	0	0	0	0	0	0	0
Eighth	0	0	0	0	0	0	0	0
Ninth	16	16	16	16	16	16	16	16
Tenth	18	18	18	16	16	16	16	16
Eleventh	62	62	62	18	18	18	18	18
Twelfth	23	23	23	62	62	62	62	62
Total by Grade	129	119	119	124	124	124	124	124
Students by Program funded through the Florida Education Finance Program								
Basic Education	1	0	0	0	0	0	0	0
E.S.O.L.	0	0	0	0	0	0	0	0
Students with Disabilities k-3	10	3	6	7	7	7	7	7
Students with Disabilities 4-8	0	0	0	0	0	0	0	0
Students with Disabilities 9-12	9	21	20	20	20	20	20	20
ESE Level 4	0	27	26	27	27	27	27	27
ESE Level 5	0	0	0	0	0	0	0	0
Career Education	137	134	127	132	132	132	132	132
Total Students by Program	156	185	179	186	186	186	186	186



The School Board of Sarasota County, Florida
Student Enrollment for the Period 2014-2015 through 2021-2022
Historical Student enrollment by Grade level information (Based upon October of each school year)
North Port Suncoast Technical College - (Part Time Enrollment) Cost center 0591

School Principal:	Dr. Ron DiPillo	Year School Opened	2017
School Address:	4901 Cranberry Blvd N. North Port Florida	Year Renovated	N/A
School Phone	(941) 924-1365	Free / Reduced Lunch Percentage	N/A
School Web Site	scti.edu	Title One School	No

Student Enrollment by Grade Level								
Grade Level	2014-2015	2015-2016	2016-2017	2017-2018	2018-2019	2019-2020	2020-2021	2021-2022
PreKindergarten				0	0	0	0	0
Kindergarten				0	0	0	0	0
First				0	0	0	0	0
Second				0	0	0	0	0
Third				0	0	0	0	0
Fourth				0	0	0	0	0
Fifth				0	0	0	0	0
Sixth				0	0	0	0	0
Seventh				0	0	0	0	0
Eighth				0	0	0	0	0
Ninth				0	0	0	0	0
Tenth				10	10	10	10	10
Eleventh				10	10	10	10	10
Twelfth				10	10	10	10	10
Total by Grade	0	0	0	30	30	30	30	30
Students by Program funded through the Florida Education Finance Program								
Basic Education				0	0	0	0	0
E.S.O.L.				0	0	0	0	0
Students with Disabilities k-3				0	0	0	0	0
Students with Disabilities 4-8				0	0	0	0	0
Students with Disabilities 9-12				0	0	0	0	0
ESE Level 4				0	0	0	0	0
ESE Level 5				0	0	0	0	0
Career Education				30	30	30	30	30
Total Students by Program	0	0	0	30	30	30	30	30



The School Board of Sarasota County, Florida
Student Enrollment for the Period 2014-2015 through 2021-2022
Historical Student enrollment by Grade level information (Based upon October of each school year)
Virtual School Students being served by contracted providers (Cost Center 7001)

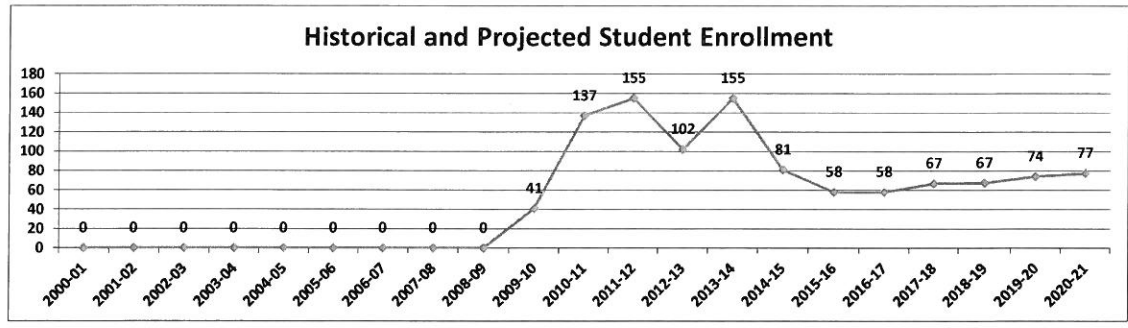
School Web Site

sarasotacountyschools.net

2009

The district virtual school was legislatively mandated. The school district contracts this service with an online provider approved by the Florida Department of Education.

Student Enrollment by Grade Level								
Grade Level	2014-2015	2015-2016	2016-2017	2017-2018	2018-2019	2019-2020	2020-2021	2021-2022
PreKindergarten	0	0	0	0	0	0	0	0
Kindergarten	1	0	0	0	0	0	0	0
First	3	2	2	0	0	0	0	0
Second	3	2	2	3	0	0	0	0
Third	6	2	2	2	3	0	0	0
Fourth	3	1	1	5	6	8	0	0
Fifth	3	1	1	1	5	5	8	0
Sixth	2	1	1	1	1	7	7	10
Seventh	4	2	2	1	1	1	6	6
Eighth	3	3	3	4	2	3	2	12
Ninth	4	5	5	4	6	3	4	4
Tenth	4	2	2	6	5	7	3	4
Eleventh	4	6	6	3	8	7	9	4
Twelfth	41	31	31	37	31	35	39	43
Total by Grade	81	58	58	67	67	74	77	83
Students by Program funded through the Florida Education Finance Program								
Basic Education	25	22	23	28	28	31	32	35
E.S.O.L.	0	0	0	0	0	0	0	0
Students with Disabilities k-3	0	0	0	0	0	0	0	0
Students with Disabilities 4-8	1	0	1	1	1	1	1	1
Students with Disabilities 9-12	0	0	0	0	0	0	0	0
ESE Level 4	0	0	0	0	0	0	0	0
ESE Level 5	0	0	0	0	0	0	0	0
Career Education	0	1	1	1	1	1	1	1
Total Students by Program	26	23	25	30	30	33	34	37



The School Board of Sarasota County, Florida
Student Enrollment for the Period 2014-2015 through 2021-2022
Historical Student enrollment by Grade level information (Based upon October of each school year)

Virtual School Students being served by Sarasota County School Staff (Cost Center 7006 and 7004)

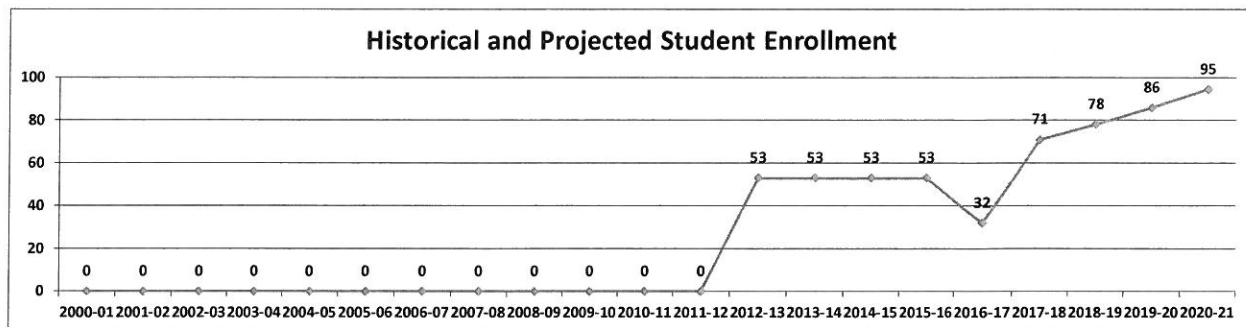
School Web Site

sarasotacountyschools.net

2012

The district virtual school was legislatively mandated. The school district uses its own teachers to administer the program

Student Enrollment by Grade Level								
Grade Level	2014-2015	2015-2016	2016-2017	2017-2018	2018-2019	2019-2020	2020-2021	2021-2022
PreKindergarten	0	0	0	0	0	0	0	0
Kindergarten	0	0	2	0	0	0	0	0
First	3	3	1	5	6	6	7	7
Second	2	2	1	3	3	4	4	4
Third	2	2	1	2	2	2	3	3
Fourth	5	5	1	2	2	2	3	3
Fifth	6	6	1	5	6	6	7	7
Sixth	10	10	3	6	7	7	8	9
Seventh	12	12	2	10	11	12	13	15
Eighth	13	13	2	12	13	15	16	18
Ninth	0	0	6	13	14	16	17	19
Tenth	0	0	4	6	7	7	8	9
Eleventh	0	0	3	4	4	5	5	6
Twelfth	0	0	5	3	3	4	4	4
Total by Grade	53	53	32	71	78	86	95	104
Students by Program funded through the Florida Education Finance Program								
Basic Education	41	60	63	139	153	168	185	203
E.S.O.L.	0	0	0	0	0	0	0	0
Students with Disabilities k-3	0	0	0	0	0	0	0	0
Students with Disabilities 4-8	1	0	1	1	1	1	2	2
Students with Disabilities 9-12	14	10	13	28	31	34	37	41
ESE Level 4	0	0	0	0	0	0	0	0
ESE Level 5	0	0	0	0	0	0	0	0
Career Education	0	0	0	0	0	0	0	0
Total Students by Program	56	70	76	168	185	203	223	246



This page intentionally left blank

THE SCHOOL BOARD OF SARASOTA COUNTY, FLORIDA



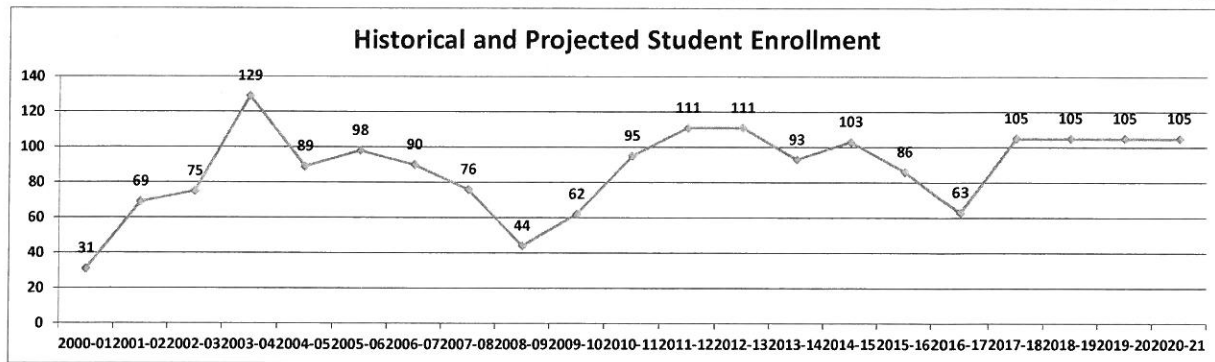
ALTERNATIVE SCHOOLS

This page intentionally left blank

The School Board of Sarasota County, Florida
Student Enrollment for the Period 2014-2015 through 2021-2022
Historical Student enrollment by Grade level information (Based upon October of each school year)
T.R.I.A.D. - Alternative School

School Principal:	Ms. Margaret King	Year School Opened	1996
School Address:	4430 Beneva Road Sarasota, FL 34233	Contracted Program in School District Facility	
School Phone	(941) 361-6752	Free / Reduced Lunch Percentage	87.04%
School Web Site	Sarasota-YMCA.org/socialservices/TRIAD	Title One School	Yes

Student Enrollment by Grade Level								
Grade Level	2014-2015	2015-2016	2016-2017	2017-2018	2018-2019	2019-2020	2020-2021	2021-2022
Sixth	4	0	2	2	2	2	2	2
Seventh	9	10	13	13	13	13	13	13
Eighth	15	21	10	15	15	15	15	15
Ninth	37	16	12	37	37	37	37	37
Tenth	23	21	14	23	23	23	23	23
Eleventh	9	10	8	9	9	9	9	9
Twelfth	6	8	4	6	6	6	6	6
Total by Grade	103	86	63	105	105	105	105	105
Students by Program funded through the Florida Education Finance Program								
Basic Education	80	55	42	70	70	70	70	70
E.S.O.L.	0	0	0	0	0	0	0	0
Students with Disabilities k-3	0	0	0	0	0	0	0	0
Students with Disabilities 4-8	12	11	11	18	18	18	18	18
Students with Disabilities 9-12	17	16	8	13	13	13	13	13
ESE Level 4	1	1	0	0	0	0	0	0
ESE Level 5	0	0	0	0	0	0	0	0
Career Education	0	0	0	0	0	0	0	0
Total Students by Program	110	83	61	101	101	101	101	101



This page intentionally left blank

THE SCHOOL BOARD OF SARASOTA COUNTY, FLORIDA



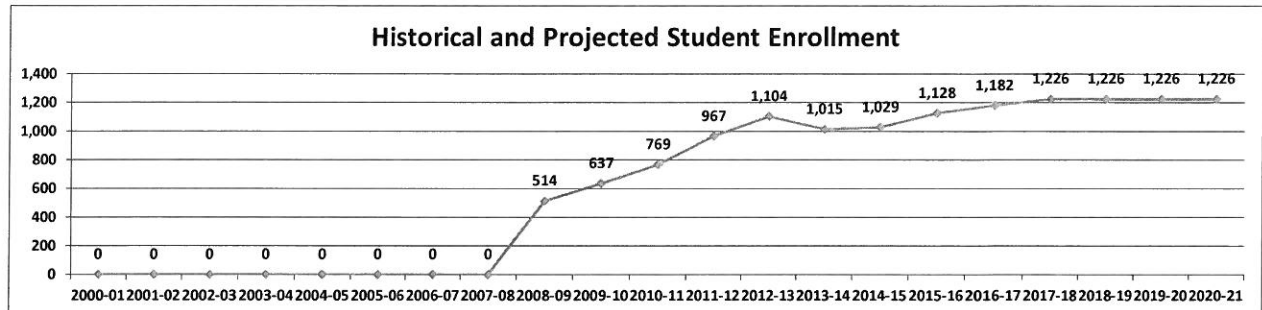
CHARTER SCHOOLS

The School Board of Sarasota County, Florida
Student Enrollment for the Period 2014-2015 through 2021-2022
Historical Student enrollment by Grade level information (Based upon October of each school year)
Imagine Charter School at NorthPort

School Principal:	Ms. Cher Gardner	Year School Opened	2008
School Address:	1000 Innovation Ave. North Port FL 34289	Buildings are leased	
School Phone	(941) 426-2050	Free / Reduced Lunch Percentage	57.64%
School Web Site	imagineschoolatnorthport.com	Title One School	No

Student Enrollment by Grade Level								
Grade Level	2014-2015	2015-2016	2016-2017	2017-2018	2018-2019	2019-2020	2020-2021	2021-2022
PreKindergarten	0	0	0	0	0	0	0	0
Kindergarten	86	84	89	89	89	89	89	89
First	87	83	96	89	89	89	89	89
Second	75	98	82	96	96	96	96	96
Third	76	77	91	82	82	82	82	82
Fourth	81	78	91	91	91	91	91	91
Fifth	88	89	90	91	91	91	91	91
Sixth	117	112	105	90	90	90	90	90
Seventh	100	125	118	105	105	105	105	105
Eighth	101	118	118	118	118	118	118	118
Ninth	68	83	109	118	118	118	118	118
Tenth	52	82	75	109	109	109	109	109
Eleventh	58	49	73	75	75	75	75	75
Twelfth	40	50	45	73	73	73	73	73
Total by Grade	1,029	1,128	1,182	1,226	1,226	1,226	1,226	1,226

Students by Program funded through the Florida Education Finance Program								
Basic Education	912	1,005	1,053	1,092	1,092	1,092	1,092	1,092
E.S.O.L.	20	28	24	25	25	25	25	25
Students with Disabilities k-3	18	18	11	11	11	11	11	11
Students with Disabilities 4-8	32	27	33	34	34	34	34	34
Students with Disabilities 9-12	19	19	28	29	29	29	29	29
ESE Level 4	0	0	0	0	0	0	0	0
ESE Level 5	0	0	0	0	0	0	0	0
Career Education	7	7	7	8	8	8	8	8
Total Students by Program	1,008	1,103	1,156	1,199	1,199	1,199	1,199	1,199

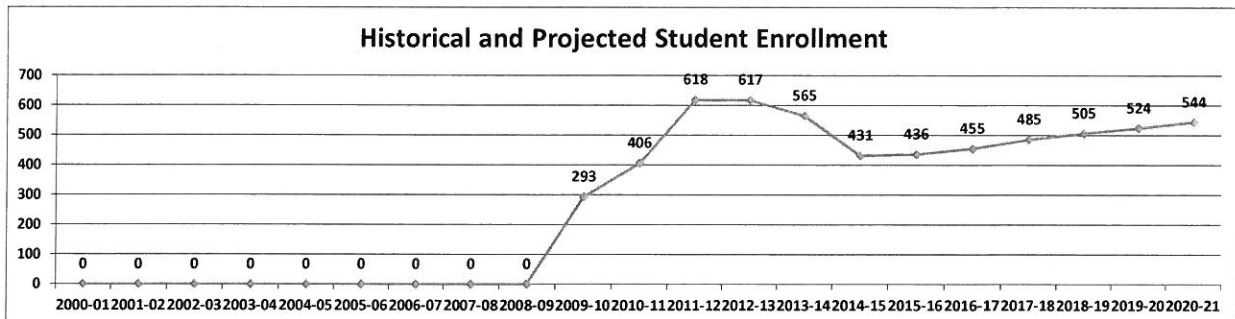


The School Board of Sarasota County, Florida
Student Enrollment for the Period 2014-2015 through 2021-2022
Historical Student enrollment by Grade level information (Based upon October of each school year)

Imagine Charter School at Palmer Ranch

School Principal:	Ms. Alisa Wright	Year School Opened	2009
School Address:	6220 McIntosh Road Sarasota, FL 34238	Buildings Leased	
School Phone	(941) 257-1124	Free / Reduced Lunch Percentage	15.54%
School Web Site	imageschoolatpalmerranch.com	Title One School	No

Student Enrollment by Grade Level								
Grade Level	2014-2015	2015-2016	2016-2017	2017-2018	2018-2019	2019-2020	2020-2021	2021-2022
PreKindergarten	41	38	0	0	0	0	0	0
Kindergarten	48	52	59	64	66	68	70	71
First	47	46	58	59	64	66	68	70
Second	48	48	50	58	59	64	66	68
Third	36	50	57	54	58	59	64	66
Fourth	39	39	46	57	54	58	59	64
Fifth	39	44	46	48	57	54	58	59
Sixth	49	42	50	49	48	57	54	58
Seventh	43	45	46	50	49	48	57	54
Eighth	41	32	43	46	50	49	48	57
Ninth								
Tenth								
Eleventh								
Twelfth								
Total by Grade	431	436	455	485	505	524	544	567
Students by Program funded through the Florida Education Finance Program								
Basic Education	308	288	334	356	371	385	400	417
E.S.O.L.	9	30	37	39	41	42	44	46
Students with Disabilities k-3	22	28	24	26	27	28	29	31
Students with Disabilities 4-8	48	51	59	63	66	68	71	74
Students with Disabilities 9-12	0	0	0	0	0	0	0	0
ESE Level 4	0	0	0	0	0	0	0	0
ESE Level 5	0	0	0	0	0	0	0	0
Career Education	0	0	0	0	0	0	0	0
Total Students by Program	388	398	455	485	505	523	544	567

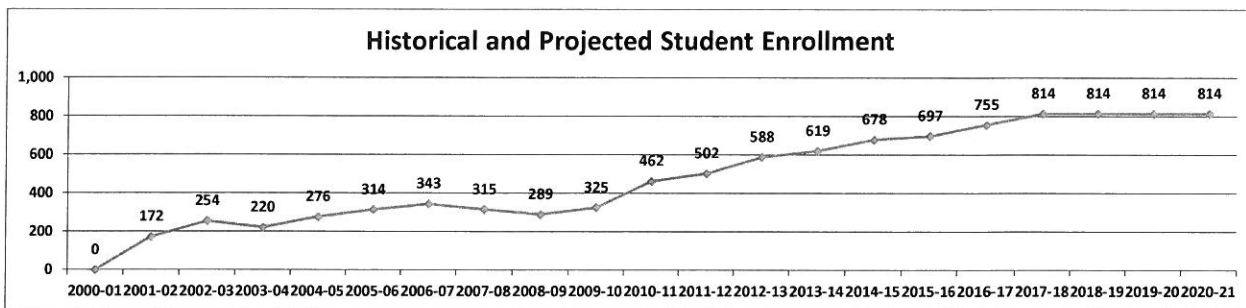


The School Board of Sarasota County, Florida
Student Enrollment for the Period 2014-2015 through 2021-2022
Historical Student enrollment by Grade level information (Based upon October of each school year)

Island Village Montessori School (Charter School)

School Principal:	Ms. Jennifer Ocana	Year School Opened	2001
School Address:	2001 Pine Brook Road Venice, FL 34292	Buildings are owned by the charter school	
School Phone	(941) 484-4999	Free / Reduced Lunch Percentage	41.09%
School Web Site	islandvillage.org	Title One School	No

Student Enrollment by Grade Level								
Grade Level	2014-2015	2015-2016	2016-2017	2017-2018	2018-2019	2019-2020	2020-2021	2021-2022
PreKindergarten								
Kindergarten	102	91	107	107	107	107	107	107
First	106	109	96	107	107	107	107	107
Second	97	98	111	96	96	96	96	96
Third	84	92	92	111	111	111	111	111
Fourth	77	81	87	92	92	92	92	92
Fifth	84	72	75	87	87	87	87	87
Sixth	59	67	63	63	63	63	63	63
Seventh	28	47	58	63	63	63	63	63
Eighth	30	22	35	58	58	58	58	58
Ninth	11	8	15	15	15	15	15	15
Tenth	0	10	8	15	15	15	15	15
Eleventh	0	0	8	0	0	0	0	0
Twelfth		0	0	0				
Total by Grade	678	697	755	814	814	814	814	814
Students by Program funded through the Florida Education Finance Program								
Basic Education	587	598	652	703	703	703	703	703
E.S.O.L.	16	22	20	22	22	22	22	22
Students with Disabilities k-3	37	41	28	30	30	30	30	30
Students with Disabilities 4-8	33	38	43	47	47	47	47	47
Students with Disabilities 9-12	1	0	1	1	1	1	1	1
ESE Level 4	1	0	0	0	0	0	0	0
ESE Level 5	0	0	0	0	0	0	0	0
Career Education	0	0	0	0	0	0	0	0
Total Students by Program	675	699	744	802	802	802	802	802

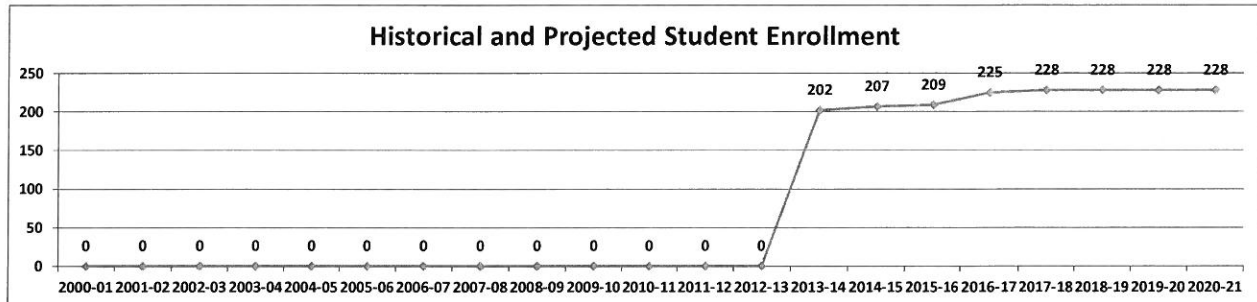


The School Board of Sarasota County, Florida
Student Enrollment for the Period 2014-2015 through 2021-2022
Historical Student enrollment by Grade level information (Based upon October of each school year)

Sarasota Academy of the Arts

School Principal:	Ms. Ceceilia Blankenship	Year School Opened	2013
School Address:	4466 Fruitville Rd. Sarasota, Florida 34232	Building Leased	
School Phone	941-377-2278	Free / Reduced Lunch Percentage	52.00%
School Web Site	www.sarasotaacademyofthearts.com	Title One School	No

Student Enrollment by Grade Level								
Grade Level	2014-2015	2015-2016	2016-2017	2017-2018	2018-2019	2019-2020	2020-2021	2021-2022
PreKindergarten	0	0	0	0	0	0	0	0
Kindergarten	18	18	14	18	18	18	18	18
First	18	18	18	18	18	18	18	18
Second	18	17	18	17	17	17	17	17
Third	17	6	17	19	19	19	19	19
Fourth	21	20	19	20	20	20	20	20
Fifth	23	21	20	21	21	21	21	21
Sixth	40	38	41	38	38	38	38	38
Seventh	34	37	38	37	37	37	37	37
Eighth	18	34	40	40	40	40	40	40
Ninth								
Tenth								
Eleventh								
Twelfth								
Total by Grade	207	209	225	228	228	228	228	228
Students by Program funded through the Florida Education Finance Program								
Basic Education	164	178	180	182	182	182	182	182
E.S.O.L.	6	6	7	7	7	7	7	7
Students with Disabilities k-3	7	7	6	6	6	6	6	6
Students with Disabilities 4-8	32	30	32	32	32	32	32	32
Students with Disabilities 9-12	0	0	0	0	0	0	0	0
ESE Level 4								
ESE Level 5								
Career Education								
Total Students by Program	209	221	225	228	228	228	228	228

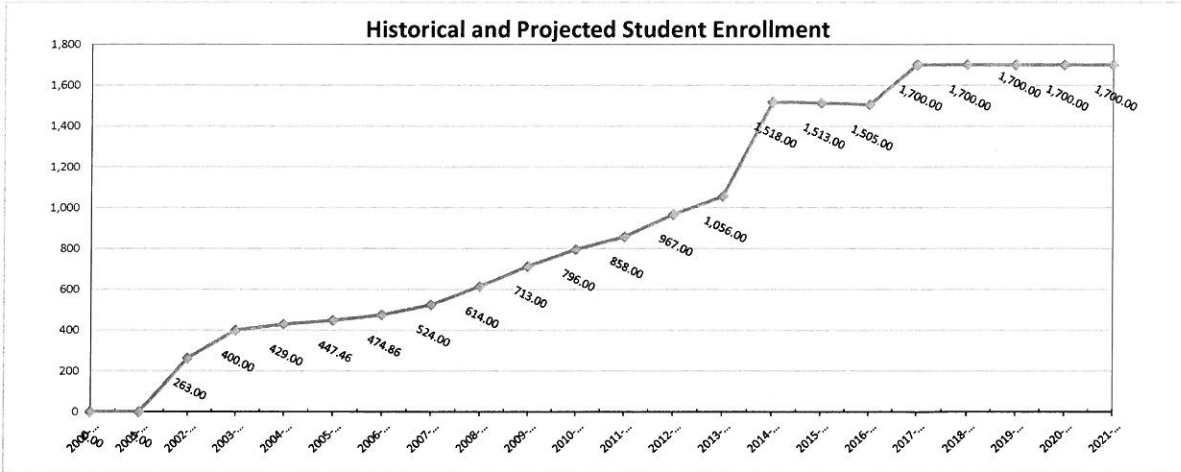


The School Board of Sarasota County, Florida
Student Enrollment for the Period 2014-2015 through 2021-2022
Historical Student enrollment by Grade level information (Based upon October of each school year)
Sarasota Military Charter School

Sarasota Military and Sarasota Military Prep. will merge in 2017-2018, as such, projections below reflect this combination

School Principal:	Ms. Christine Bowman	Year School Opened	2002
School Address:	801 Orange Avenue Sarasota, FL 34236	Buildings and Property owned by charter	
School Phone	(941) 926-1701	Free / Reduced Lunch Percentage	SMA:39.82%
School Web Site	sarasotamilitaryacademy.com	Title One School	Prep: 51.95%

Student Enrollment by Grade Level								
Grade Level	2014-2015	2015-2016	2016-2017	2017-2018	2018-2019	2019-2020	2020-2021	2021-2022
PreKindergarten								
Kindergarten								
First								
Second								
Third								
Fourth								
Fifth								
Sixth	209	201	187	230	230	230	230	230
Seventh	108	186	199	220	220	220	220	220
Eighth	105	109	184	200	200	200	200	200
Ninth	331	252	215	300	300	300	300	300
Tenth	269	301	235	275	275	275	275	275
Eleventh	263	233	271	250	250	250	250	250
Twelfth	233	231	214	225	225	225	225	225
Total by Grade	1,518	1,513	1,505	1,700	1,700	1,700	1,700	1,700
Students by Program funded through the Florida Education Finance Program								
Basic Education	1,223	1,204	1,199	1,355	1,355	1,355	1,355	1,355
E.S.O.L.	7	8	14	16	16	16	16	16
Students with Disabilities k-3	0	0	0	0	0	0	0	0
Students with Disabilities 4-8	73	91	82	93	93	93	93	93
Students with Disabilities 9-12	126	120	135	152	152	152	152	152
ESE Level 4	0	0	0	0	0	0	0	0
ESE Level 5	1	1	0	0	0	0	0	0
Career Education	29	30	25	28	28	28	28	28
Total Students by Program	1,459	1,453	1,456	1,645	1,645	1,645	1,645	1,645



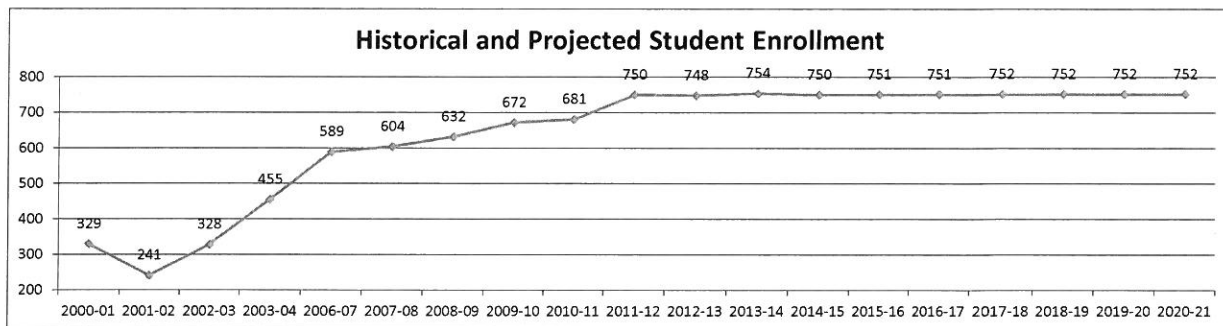
*2014-2015 data reflects combined enrollment for Sarasota Military and Sarasota Military Prep, Actual merge occurs in 2017-18

The School Board of Sarasota County, Florida
Student Enrollment for the Period 2014-2015 through 2021-2022
Historical Student enrollment by Grade level information (Based upon October of each school year)

Sarasota School of Arts and Sciences - Charter School

School Principal:	Ms. Tara Tahmosh - Newell	Year School Opened	1997
School Address:	645 Central Ave. Sarasota, FL 34236	Buildings are owned by the charter school	
School Phone	(941) 330-1855	Free / Reduced Lunch Percentage	43.70%
School Web Site	ssas.org	Title One School	No

Student Enrollment by Grade Level								
Grade Level	2014-2015	2015-2016	2016-2017	2017-2018	2018-2019	2019-2020	2020-2021	2021-2022
PreKindergarten								
Kindergarten								
First								
Second								
Third								
Fourth								
Fifth								
Sixth	250	253	249	249	249	249	249	249
Seventh	250	252	254	249	249	249	249	249
Eighth	250	246	248	254	254	254	254	254
Ninth								
Tenth								
Eleventh								
Twelfth								
Total by Grade	750	751	751	752	752	752	752	752
Students by Program funded through the Florida Education Finance Program								
Basic Education	578	553	538	539	539	539	539	539
E.S.O.L.	4	2	6	6	6	6	6	6
Students with Disabilities k-3					0	0	0	0
Students with Disabilities 4-8	169	194	201	202	202	202	202	202
Students with Disabilities 9-12	0	0	0	0	0	0	0	0
ESE Level 4	0	0	0	0	0	0	0	0
ESE Level 5					0	0	0	0
Career Education	0	0	0	0	0	0	0	0
Total Students by Program	751	748	746	747	747	747	747	747

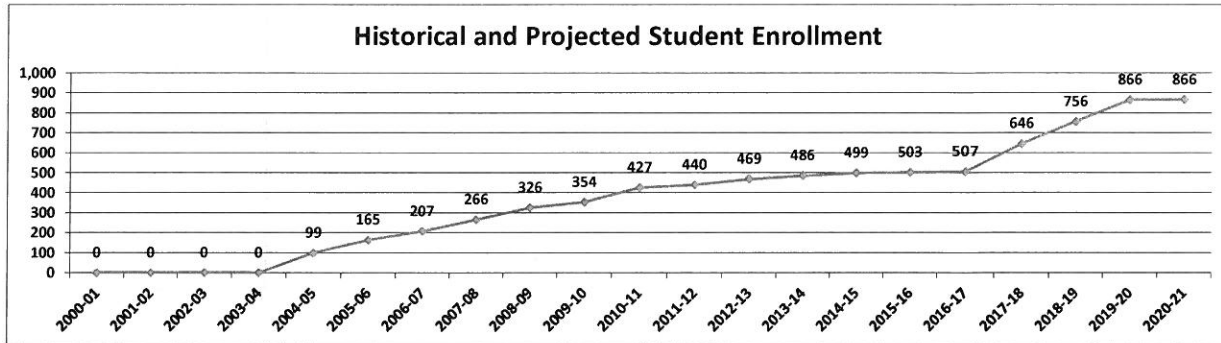


The School Board of Sarasota County, Florida
Student Enrollment for the Period 2014-2015 through 2021-2022
Historical Student enrollment by Grade level information (Based upon October of each school year)

Sarasota Suncoast Academy Charter School

School Principal:	Mr. Steve Crump	Year School Opened	2005
School Address:	8084 Hawkins Road Sarasota, FL 34241	Building is leased	
School Phone	(941) 924-4242	Free / Reduced Lunch Percentage	35.16%
School Web Site	sarasotacountyschools.net/suncoast	Title One School	No

Student Enrollment by Grade Level								
Grade Level	2014-2015	2015-2016	2016-2017	2017-2018	2018-2019	2019-2020	2020-2021	2021-2022
PreKindergarten								
Kindergarten	83	81	82	90	90	90	90	90
First	88	82	86	90	90	90	90	90
Second	91	83	82	90	90	90	90	90
Third	88	94	89	90	90	90	90	90
Fourth	86	78	90	88	88	88	88	88
Fifth	63	85	78	88	88	88	88	88
Sixth	0	0	0	110	110	110	110	110
Seventh	0	0	0	0	110	110	110	110
Eighth	0	0	0	0	0	110	110	110
Ninth								
Tenth								
Eleventh								
Twelfth								
Total by Grade	499	503	507	646	756	866	866	866
Students by Program funded through the Florida Education Finance Program								
Basic Education	419.01	411.08	410.32	522.81404	611.83811	700.86217	700.86217	700.86217
E.S.O.L.	3.3	5.22	9.68	12.333886	14.434083	16.53428	16.53428	16.53428
Students with Disabilities k-3	36	42.51	52	66.25641	77.538462	88.820513	88.820513	88.820513
Students with Disabilities 4-8	37.98	48.04	37	47.143984	55.171598	63.199211	63.199211	63.199211
Students with Disabilities 9-12	0	0	0	0	0	0	0	0
ESE Level 4	0	0	0	0	0	0	0	0
ESE Level 5	0	0	0	0	0	0	0	0
Career Education	0	0	0	0	0	0	0	0
Total Students by Program	496.29	506.85	509	648.54832	758.98225	869.41617	869.41617	869.41617

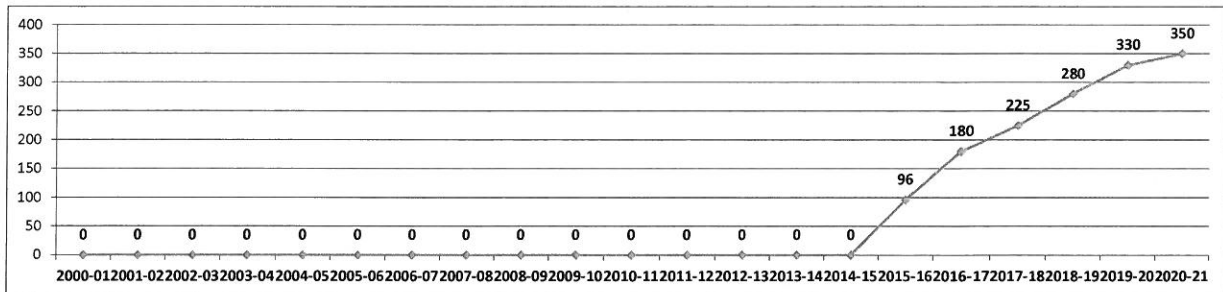


The School Board of Sarasota County, Florida
Student Enrollment for the Period 2014-2015 through 2021-2022
Historical Student enrollment by Grade level information (Based upon October of each school year)
Strength in Knowledge at the Englewood Y - Charter School

School Principal:	Mr. John Bailey	Year School Opened	2015
School Address:	881 S. River Road	Buildings are leased	
School Phone	941-475-1234	Free / Reduced Lunch Percentage	6.15%
School Web Site	sky-academy-englewood	Title One School	No

Student Enrollment by Grade Level								
Grade Level	2014-2015	2015-2016	2016-2017	2017-2018	2018-2019	2019-2020	2020-2021	2021-2022
PreKindergarten								
Kindergarten								
First								
Second								
Third								
Fourth								
Fifth								
Sixth		62	69	80	125	125	100	125
Seventh		34	66	75	80	125	125	125
Eighth		0	45	70	75	80	125	125
Ninth								
Tenth								
Eleventh								
Twelfth								
Total by Grade	0	96	180	225	280	330	350	375

Students by Program funded through the Florida Education Finance Program								
Basic Education		86.08	150.16	187.7	233.58222	275.29333	291.97778	312.83333
E.S.O.L.		0	0	0	0	0	0	0
Students with Disabilities k-3								
Students with Disabilities 4-8		14.5	29.28	36.6	45.546667	53.68	56.933333	61
Students with Disabilities 9-12								
ESE Level 4								
ESE Level 5								
Career Education								
Total Students by Program	0	100.58	179.44	224.3	279.12889	328.97333	348.91111	373.83333



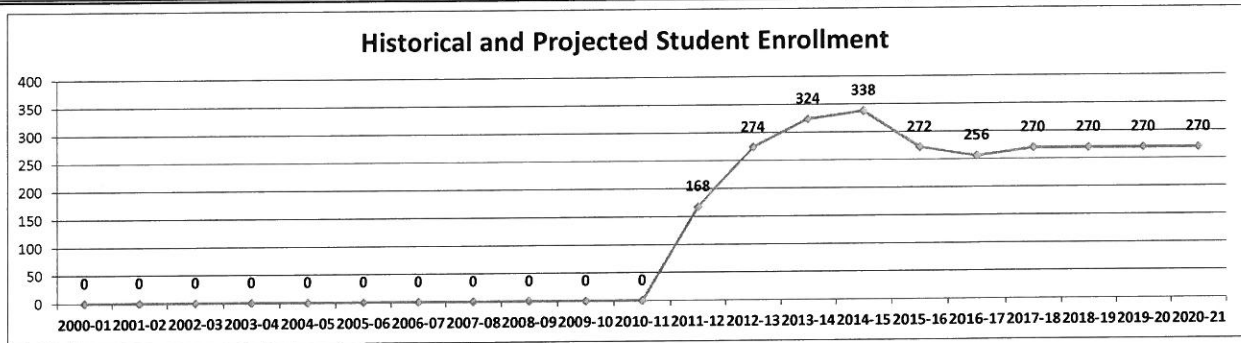
The School Board of Sarasota County, Florida
Student Enrollment for the Period 2014-2015 through 2021-2022

Historical Student enrollment by Grade level information (Based upon October of each school year)

Strength in Knowledge at the Venice Y - Charter School

School Principal:	Mr. Steve Smith	Year School Opened	2011
School Address:	701 Center Road Venice FL 34285	Buildings are leased	
School Phone	(941) 492-9622	Free / Reduced Lunch Percentage	12.92%
School Web Site	Sky at the Y	Little One School	No

Student Enrollment by Grade Level								
Grade Level	2014-2015	2015-2016	2016-2017	2017-2018	2018-2019	2019-2020	2020-2021	2021-2022
PreKindergarten								
Kindergarten								
First								
Second								
Third								
Fourth								
Fifth								
Sixth	135	77	80	100	100	100	100	100
Seventh	93	111	75	90	90	90	90	90
Eighth	110	84	101	80	80	80	80	80
Ninth								
Tenth								
Eleventh								
Twelfth								
Total by Grade	338	272	256	270	270	270	270	270
Students by Program funded through the Florida Education Finance Program								
Basic Education	280	227	206	217	217	217	217	217
E.S.O.L.	4	1	0	0	0	0	0	0
Students with Disabilities k-3	0	0	0	0	0	0	0	0
Students with Disabilities 4-8	45	39	42	44	44	44	44	44
Students with Disabilities 9-12	0	0	0	0	0	0	0	0
ESE Level 4	0	0	0	0	0	0	0	0
ESE Level 5	0	0	0	0	0	0	0	0
Career Education	0	0	0	0	0	0	0	0
Total Students by Program	328	267	248	261	261	261	261	261

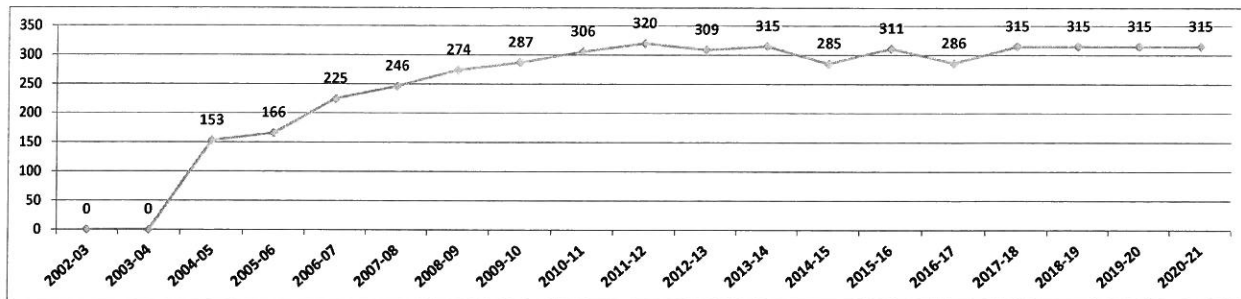


The School Board of Sarasota County, Florida
Student Enrollment for the Period 2014-2015 through 2021-2022
Historical Student enrollment by Grade level information (Based upon October of each school year)

Student Leadership Academy - Charter School

School Principal:	Ms. Vickie Marble	Year School Opened	2004
School Address:	200 Field Ave East Venice FL 34293	Building is leased	
School Phone	(941) 485-5551	Free / Reduced Lunch Percentage	38.44%
School Web Site	studentleadershipacademy.org	Title One School	No

Student Enrollment by Grade Level								
Grade Level	2014-2015	2015-2016	2016-2017	2017-2018	2018-2019	2019-2020	2020-2021	2021-2022
PreKindergarten								
Kindergarten								
First								
Second								
Third								
Fourth								
Fifth								
Sixth	81	99	89	110	110	110	110	110
Seventh	103	100	104	101	101	101	101	101
Eighth	101	112	93	104	104	104	104	104
Ninth								
Tenth								
Eleventh								
Twelfth								
Total by Grade	285	311	286	315	315	315	315	315
Students by Program funded through the Florida Education Finance Program								
Basic Education	217	242	227	250	250	250	250	250
E.S.O.L.	2	1	0	0	0	0	0	0
Students with Disabilities k-3	0	0	0	0	0	0	0	0
Students with Disabilities 4-8	67	68	62	69	69	69	69	69
Students with Disabilities 9-12	0	0	0	0	0	0	0	0
ESE Level 4	0	0	0	0	0	0	0	0
ESE Level 5	0	0	0	0	0	0	0	0
Career Education	0	0	0	0	0	0	0	0
Total Students by Program	287	311	290	319	319	319	319	319

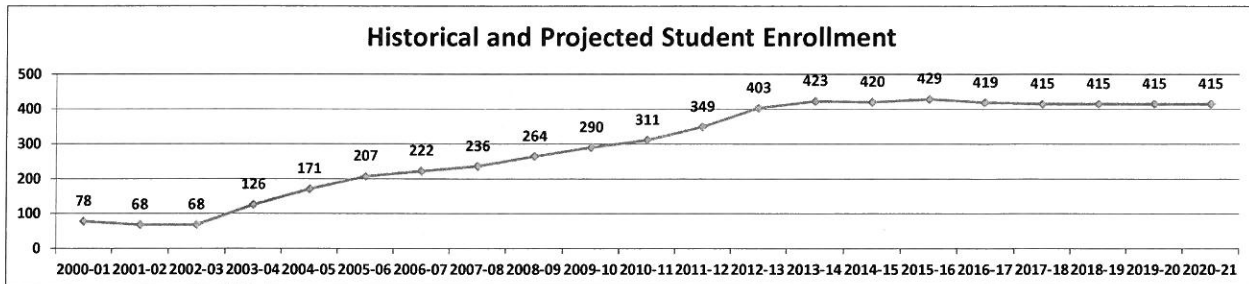


The School Board of Sarasota County, Florida
Student Enrollment for the Period 2014-2015 through 2021-2022
Historical Student enrollment by Grade level information (Based upon October of each school year)

Suncoast School for Innovative Study - Charter School

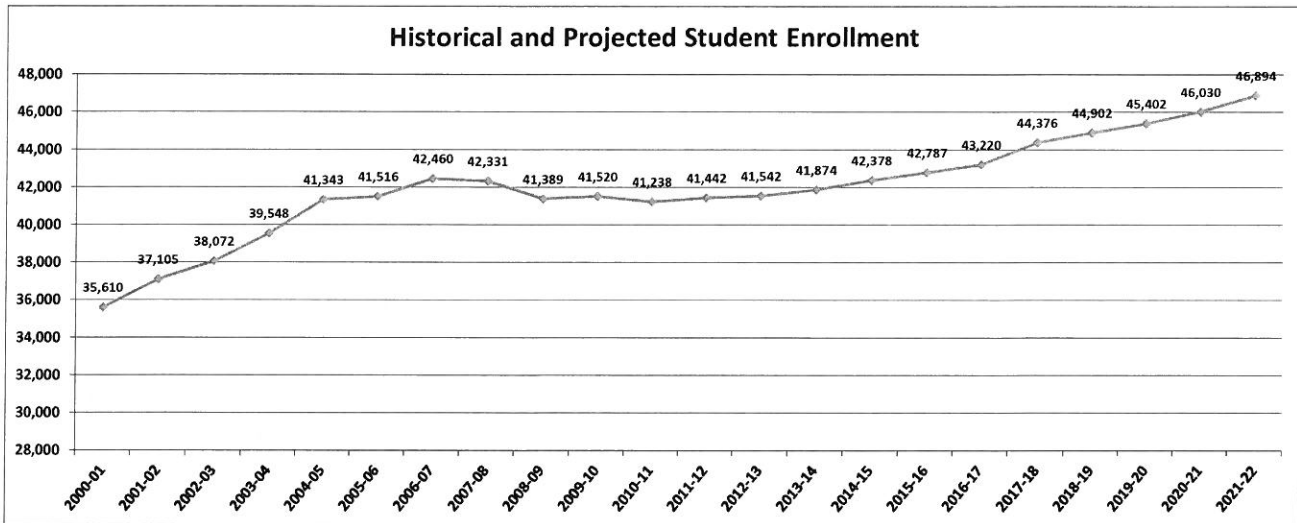
School Principal:	Mr. Stephen Evans	Year School Opened	1998
School Address:	845 S School Ave. Sarasota FL 34237	Buildings are leased and Owned	
School Phone	(941) 952-5277	Free / Reduced Lunch Percentage	87.97%
School Web Site	suncoastschool.org	Title One School	Yes

Student Enrollment by Grade Level								
Grade Level	2014-2015	2015-2016	2016-2017	2017-2018	2018-2019	2019-2020	2020-2021	2021-2022
PreKindergarten	20	19	15	15	15	15	15	15
Kindergarten	43	39	38	43	43	43	43	43
First	35	42	37	40	40	40	40	40
Second	47	44	40	40	40	40	40	40
Third	41	43	43	42	42	42	42	42
Fourth	34	45	41	46	46	46	46	46
Fifth	44	41	44	44	44	44	44	44
Sixth	53	47	46	46	46	46	46	46
Seventh	49	60	53	46	46	46	46	46
Eighth	54	49	62	53	53	53	53	53
Ninth								
Tenth								
Eleventh								
Twelfth								
Total by Grade	420	429	419	415	415	415	415	415
Students by Program funded through the Florida Education Finance Program								
Basic Education	283.93	291.35	285	282.27924	282.27924	282.27924	282.27924	282.27924
E.S.O.L.	43	41.7	38.12	37.756086	37.756086	37.756086	37.756086	37.756086
Students with Disabilities k-3	14.5	15.06	15.08	14.936038	14.936038	14.936038	14.936038	14.936038
Students with Disabilities 4-8	59.46	54.71	63.07	62.4679	62.4679	62.4679	62.4679	62.4679
Students with Disabilities 9-12	0	0	0	0	0	0	0	0
ESE Level 4	0	0	0	0	0	0	0	0
ESE Level 5	0	0	0	0	0	0	0	0
Career Education	0	0	0	0	0	0	0	0
Total Students by Program	400.89	402.82	401.27	397.43926	397.43926	397.43926	397.43926	397.43926



**The School Board of Sarasota County, Florida
District Summary of all Schools by Grade Level**

Student Enrollment by Grade Level								
Grade Level	2014-2015	2015-2016	2016-2017	2017-2018	2018-2019	2019-2020	2020-2021	2021-2022
PreKindergarten	416	423	429	467	467	467	467	467
Kindergarten	2,990	2,885	2,988	3,119	3,221	3,312	3,391	3,449
First	3,228	3,176	2,998	3,107	3,239	3,346	3,431	3,512
Second	3,160	3,232	3,208	3,096	3,199	3,338	3,442	3,534
Third	3,291	3,288	3,430	3,377	3,261	3,384	3,528	3,638
Fourth	3,049	3,250	3,262	3,553	3,390	3,279	3,400	3,524
Fifth	3,208	3,151	3,317	3,365	3,668	3,490	3,384	3,501
Sixth	3,381	3,407	3,299	3,666	3,742	3,846	3,787	3,889
Seventh	3,145	3,478	3,489	3,448	3,698	3,778	3,883	3,843
Eighth	3,380	3,227	3,507	3,598	3,504	3,742	3,826	3,936
Ninth	3,569	3,597	3,414	3,590	3,617	3,630	3,660	3,684
Tenth	3,482	3,460	3,540	3,438	3,469	3,515	3,509	3,544
Eleventh	3,159	3,255	3,268	3,393	3,190	3,223	3,258	3,270
Twelfth	2,920	2,958	3,071	3,159	3,239	3,052	3,064	3,102
Total by Grade	42,378	42,787	43,220	44,376	44,902	45,402	46,030	46,894
Students by Program funded through the Florida Education Finance Program								
Basic Education	28,385	28,759	28,915	29,797	30,143	30,496	30,938	31,541
E.S.O.L.	1,450	1,489	1,646	1,689	1,712	1,723	1,740	1,769
Students with Disabilities k-3	2,671	2,622	2,671	2,729	2,773	2,804	2,843	2,907
Students with Disabilities 4-8	5,126	5,278	5,279	5,370	5,425	5,502	5,586	5,685
Students with Disabilities 9-12	2,440	2,400	2,530	2,541	2,522	2,509	2,524	2,549
ESE Level 4	522	502	504	511	513	515	518	524
ESE Level 5	76	64	73	59	59	60	60	61
Career Education	809	849	825	865	828	824	829	838
Total Students by Program	41,480	41,964	42,443	43,562	43,976	44,433	45,039	45,874



This page intentionally left blank

**The School Board of Sarasota County, Florida
2017-2018 General Fund Budget**

**SCHEDULE C
DEPARTMENTAL ORGANIZATIONAL CHARTS**



This page intentionally left blank

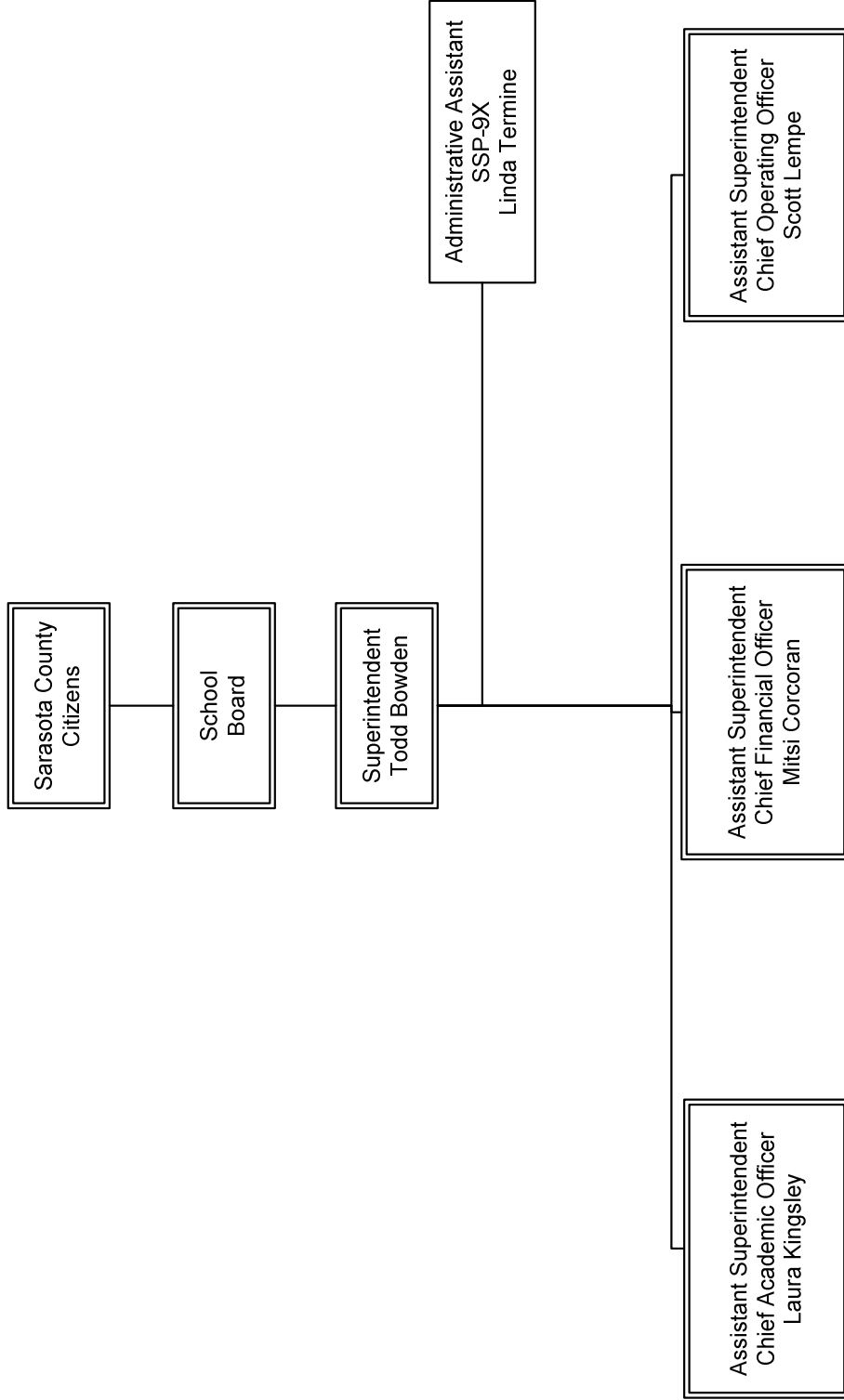


The School Board of Sarasota County, Florida

CENTRAL ALLOCATIONS 2017-2018

This page intentionally left blank

The School Board of Sarasota County, Florida
 Office of the Superintendent (Cost Center Number 9039)
 Authority: Article IX, Section 5 of the Constitution of the State of Florida



Total Number of Positions 2016-17	Increased Positions New Positions		Decreased Positions Deleted Positions		Total Number of Positions 2017-18	Net Increase or (Decrease) Positions By Fund
	Transfers In		Transfers Out			
General Fund	1,009.53	58.65	General Fund	(15.80)	General Fund	42.85
Federal Fund	25.75	16.55	Federal Fund	(17.90)	Federal Fund	(1.35)
Self Insurance Fund	4.00	7.00	Self Insurance Fund	(5.00)	Self Insurance Fund	2.00
Capital Fund	131.90	4.70	Capital Fund	(1.90)	Capital Fund	2.80
Food Service	367.00	1.00	Food Service	0.00	Food Service	1.00
Total	1,538.18	87.90	Total	(40.60)	Total	47.30

This page intentionally left blank

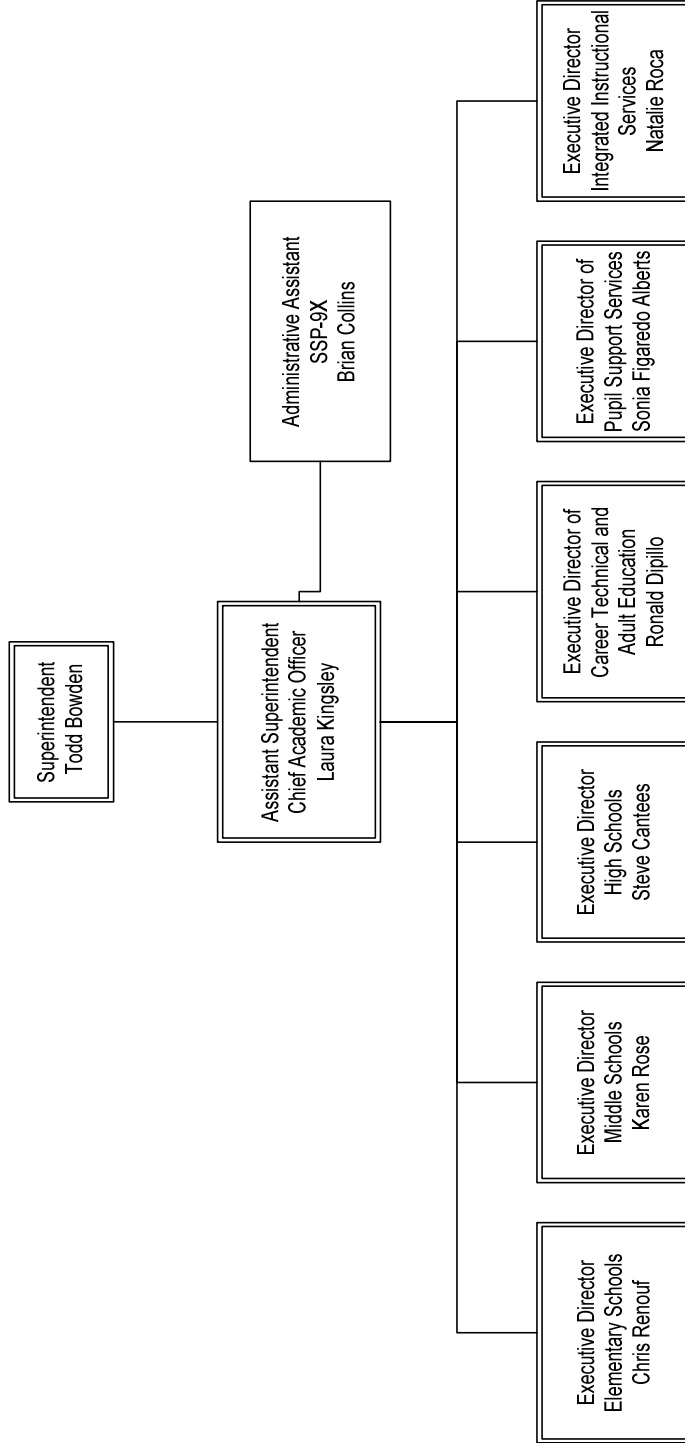


The School Board of Sarasota County, Florida

Assistant Superintendent– Chief Academic Officer

2017-2018

The School Board of Sarasota County, Florida
 Assistant Superintendent - Chief Academic Officer
 Cost Center 9049

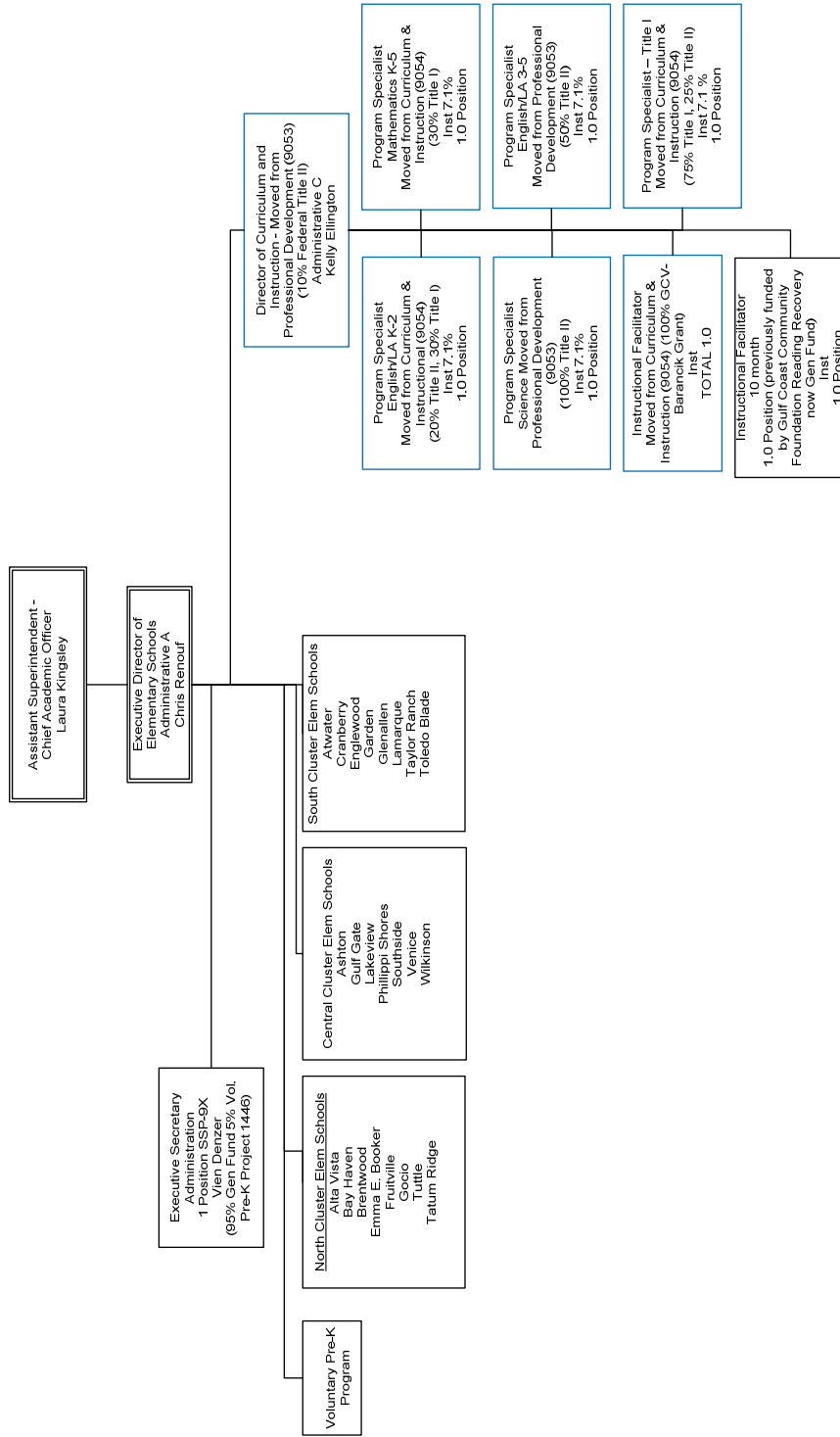


Total Number of Positions 2016-17	Increased Positions		Decreased Positions		Total Number of Positions 2017-18	Net Increase or (Decrease) Positions By Fund
	New Positions Transfer In	Deleted Positions Transfers Out	General Fund	Federal Fund		
General Fund	2.00				2.00	General Fund
Federal Fund						Federal Fund
Self Insurance Fund						Self Insurance Fund
Capital Fund						Capital Fund
Food Service						Food Service
Total	2.00				2.00	Total

The School Board of Sarasota County, Florida

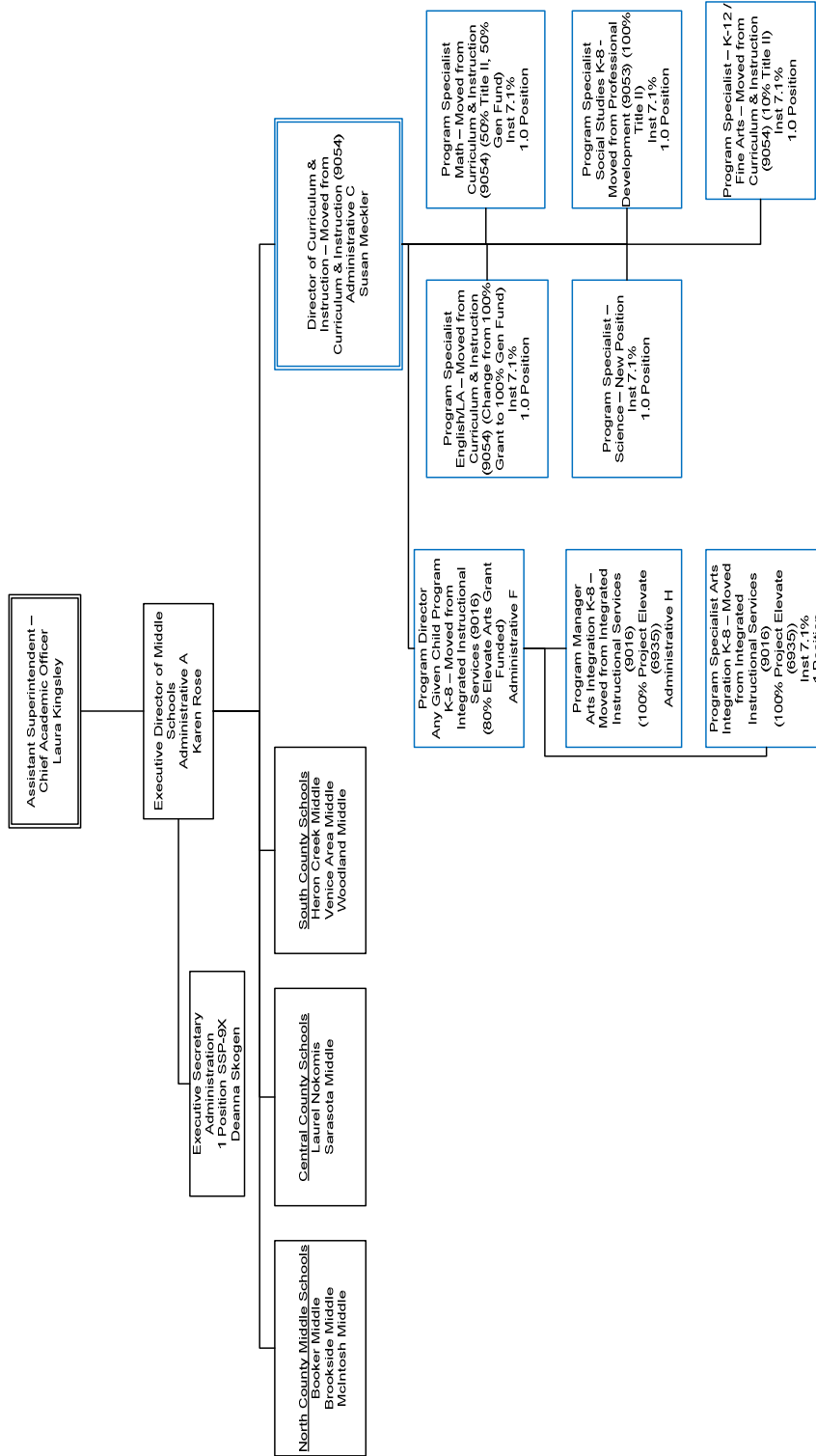
Executive Director of Elementary Schools

Cost Center 9003



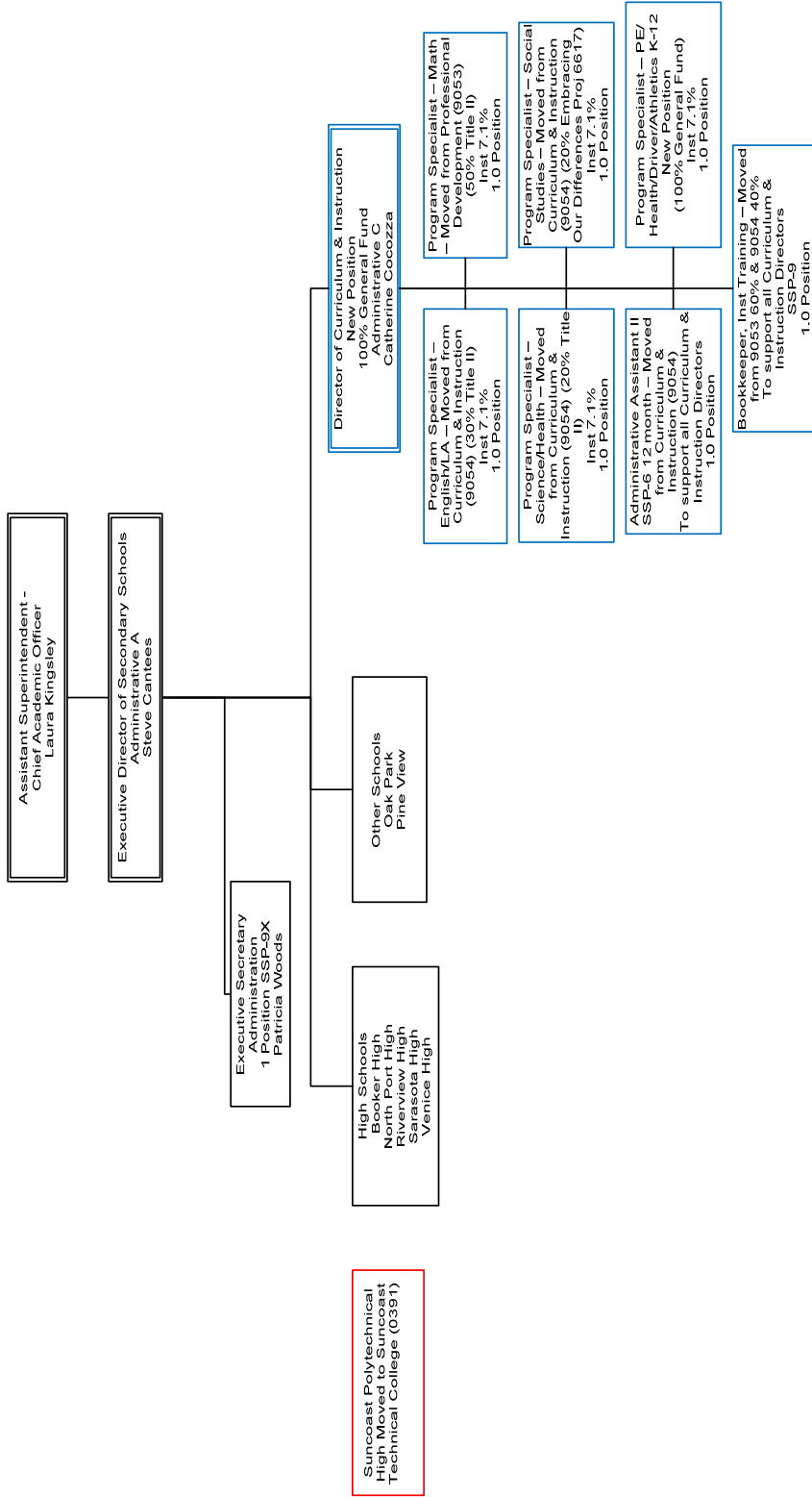
Total Number of Positions 2016-17	Increased Positions		Decreased Positions		Total Number of Positions 2017-18	Net Increase or (Decrease) Positions By Fund
	New Positions Transfer In	Deleted Positions Transfers Out	General Fund	Federal Fund		
General Fund	2.00	4.55	General Fund	6.55	General Fund	4.55
Federal Fund	1.00	2.45	Federal Fund	3.45	Federal Fund	2.45
Self Insurance Fund			Self Insurance Fund		Self Insurance Fund	
Capital Fund			Capital Fund		Capital Fund	
Food Service			Food Service		Food Service	
Total	3.00	7.00	Total	10.00	Total	7.00

The School Board of Sarasota County, Florida
Executive Director of Middle Schools
Cost Center 9005



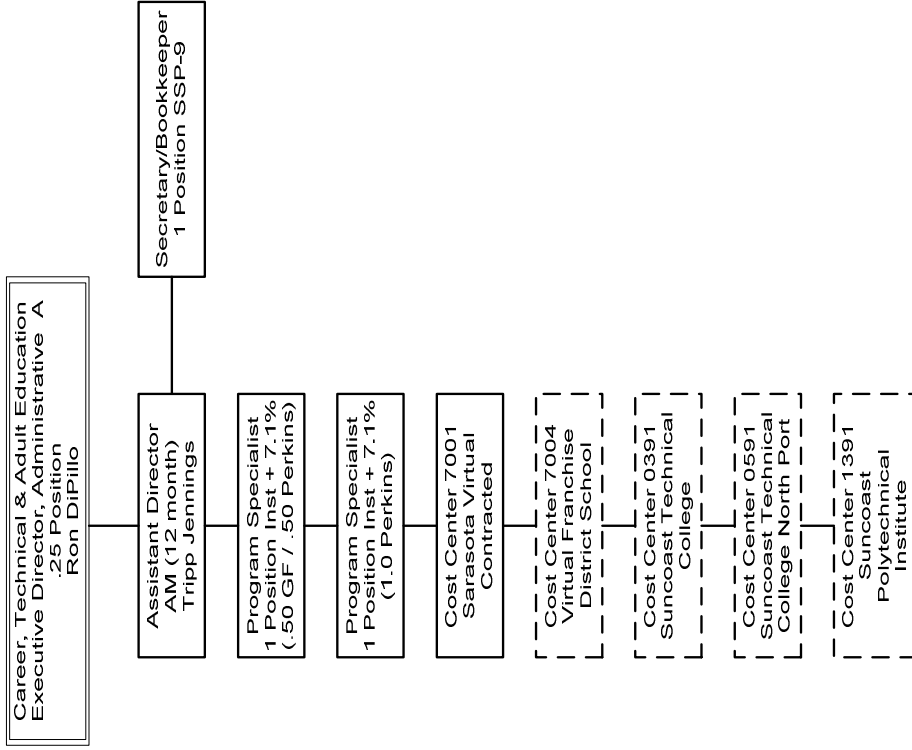
Total Number of Positions 2016-17	Increased Positions		Decreased Positions		Total Number of Positions 2017-18	Net Increase or (Decrease) Positions By Fund
	New Positions Transfer In	Deleted Positions Transfers Out	Deleted Positions	Transfers Out		
General Fund	2.00	3.20	General Fund	5.20	General Fund	3.20
Federal Fund		5.80	Federal Fund	5.80	Federal Fund	5.80
Self Insurance Fund			Self Insurance Fund		Self Insurance Fund	
Capital Fund			Capital Fund		Capital Fund	
Food Service			Food Service		Food Service	
Total	2.00	9.00	Total	11.00	Total	9.00

The School Board of Sarasota County, Florida
 Executive Director of Secondary Schools
 Cost Center 9004



Total Number of Positions 2016-17	Increased Positions New Positions Transfer In	Decreased Positions Deleted Positions Transfers Out	Total Number of Positions 2017-18	Net Increase or (Decrease) Positions By Fund
General Fund 2.00	General Fund 6.10	General Fund 8.10	General Fund 6.10	General Fund 6.10
Federal Fund	Federal Fund 1.90	Federal Fund 1.90	Federal Fund 1.90	Federal Fund 1.90
Self Insurance Fund	Self Insurance Fund	Self Insurance Fund	Self Insurance Fund	Self Insurance Fund
Capital Fund	Capital Fund	Capital Fund	Capital Fund	Capital Fund
Food Service	Food Service	Food Service	Food Service	Food Service
Total 2.00	Total 8.00	Total 10.00	Total 10.00	Total 8.00

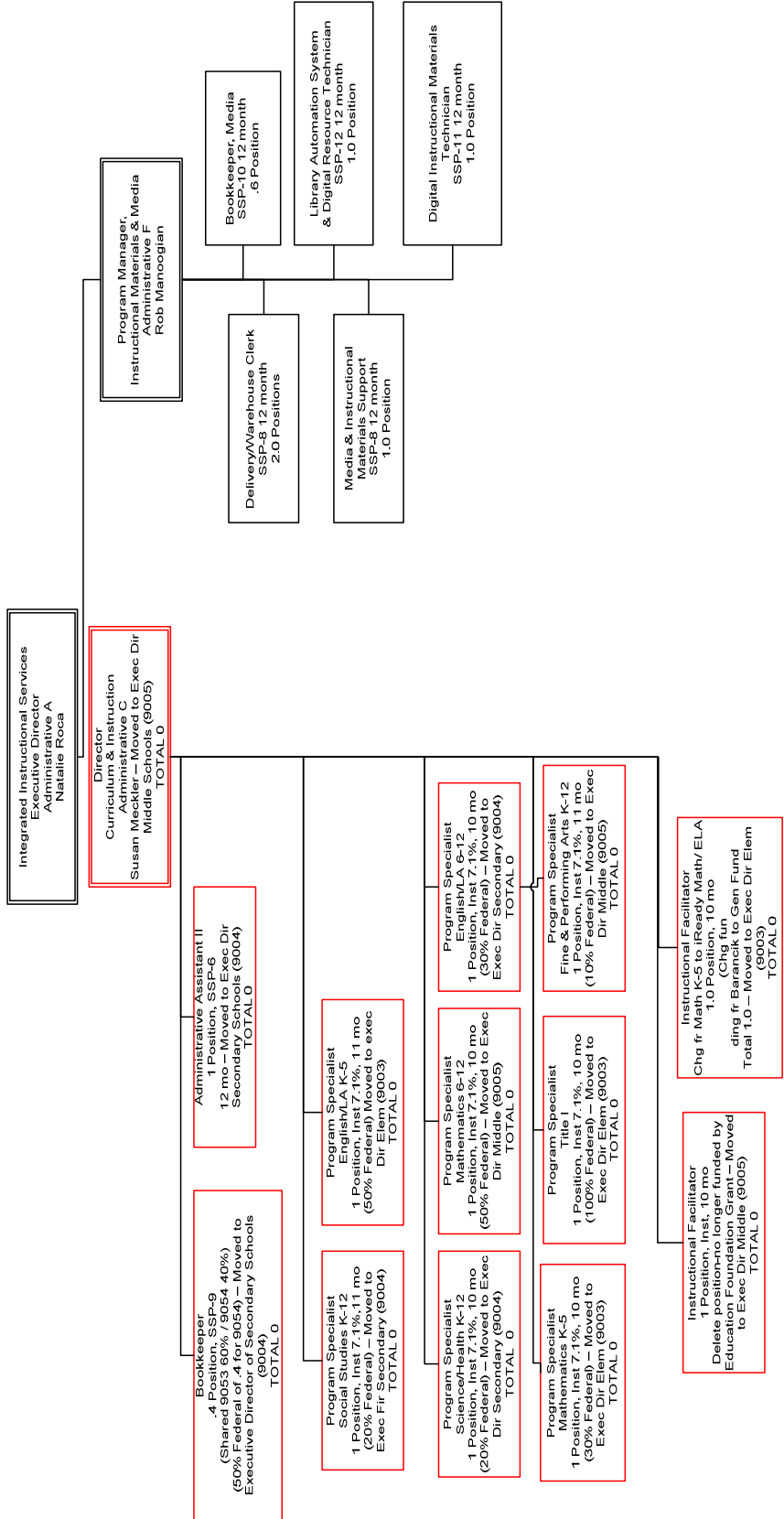
The School Board of Sarasota County, Florida
Director of Career and Technical Education
Cost Center 9014



Total Number of Positions 2016-17	Increased Positions		Decreased Positions		Total Number of Positions 2017-18	Net Increase or (Decrease) Positions By Fund
	New Positions Transfer In		Deleted Positions Transfers Out			
General Fund	2.75	General Fund	General Fund	2.75	General Fund	
Federal Fund	1.50	Federal Fund	Federal Fund	1.50	Federal Fund	
Self Insurance Fund		Self Insurance Fund	Self Insurance Fund		Self Insurance Fund	
Capital Fund		Capital Fund	Capital Fund		Capital Fund	
Food Service		Food Service	Food Service		Food Service	
Total	4.25	Total	Total	4.25	Total	Total

The School Board of Sarasota County, Florida

Curriculum and Instruction Cost Center 9054

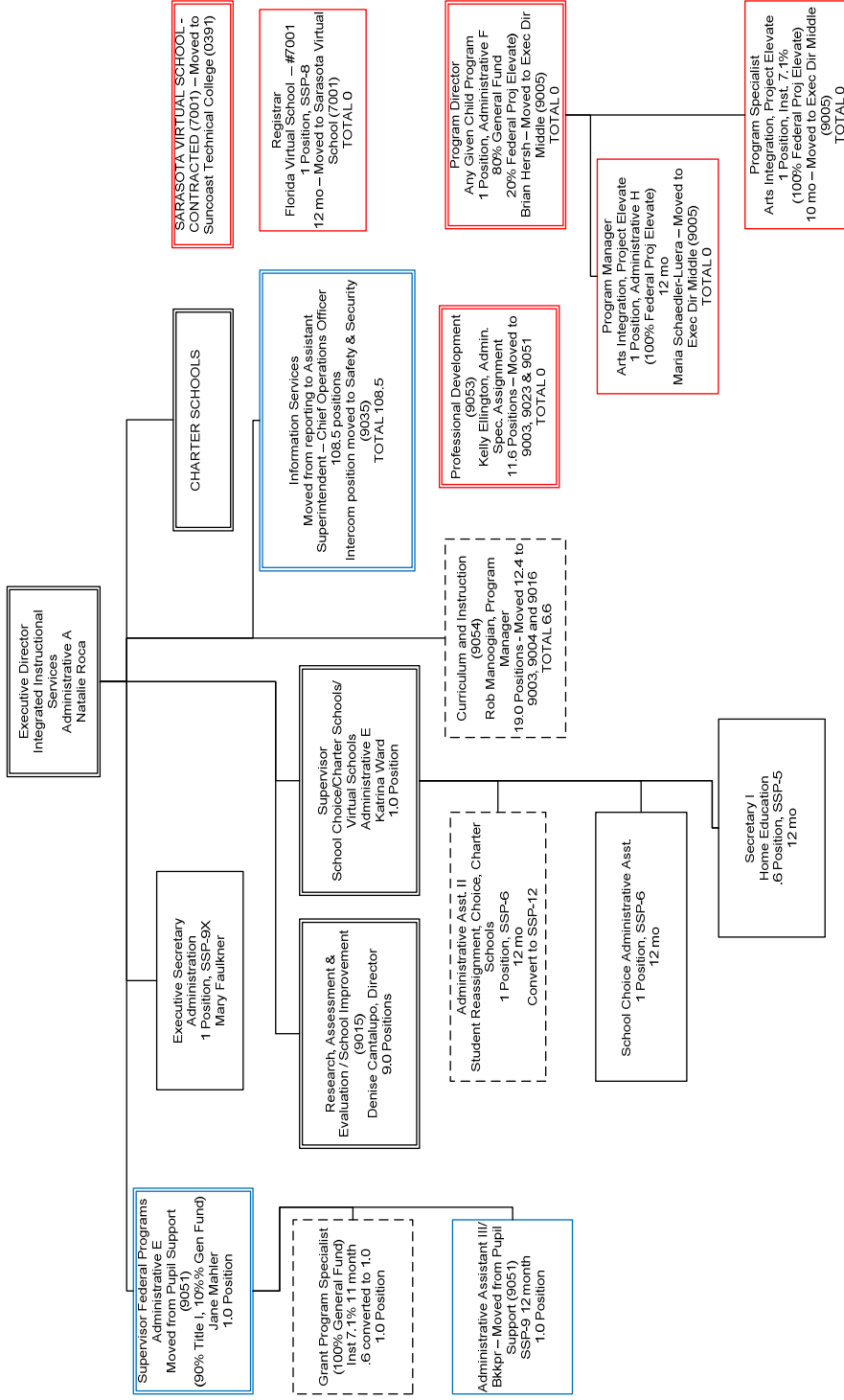


Total Number of Positions 2016-17	Decreased Positions		Total Number of Positions 2017-18	Net Increase or (Decrease) Positions By Fund
	Deleted Positions	Transfers Out		
General Fund	13.70	(7.10)	6.60	General Fund (7.10)
Federal Fund	5.30	(5.30)		Federal Fund (5.30)
Self Insurance Fund				Self Insurance Fund
Capital Fund				Capital Fund
Food Service				Food Service
Total	19.00	(12.40)	6.60	Total (12.40)

The School Board of Sarasota County, Florida

Integrated Instructional Services

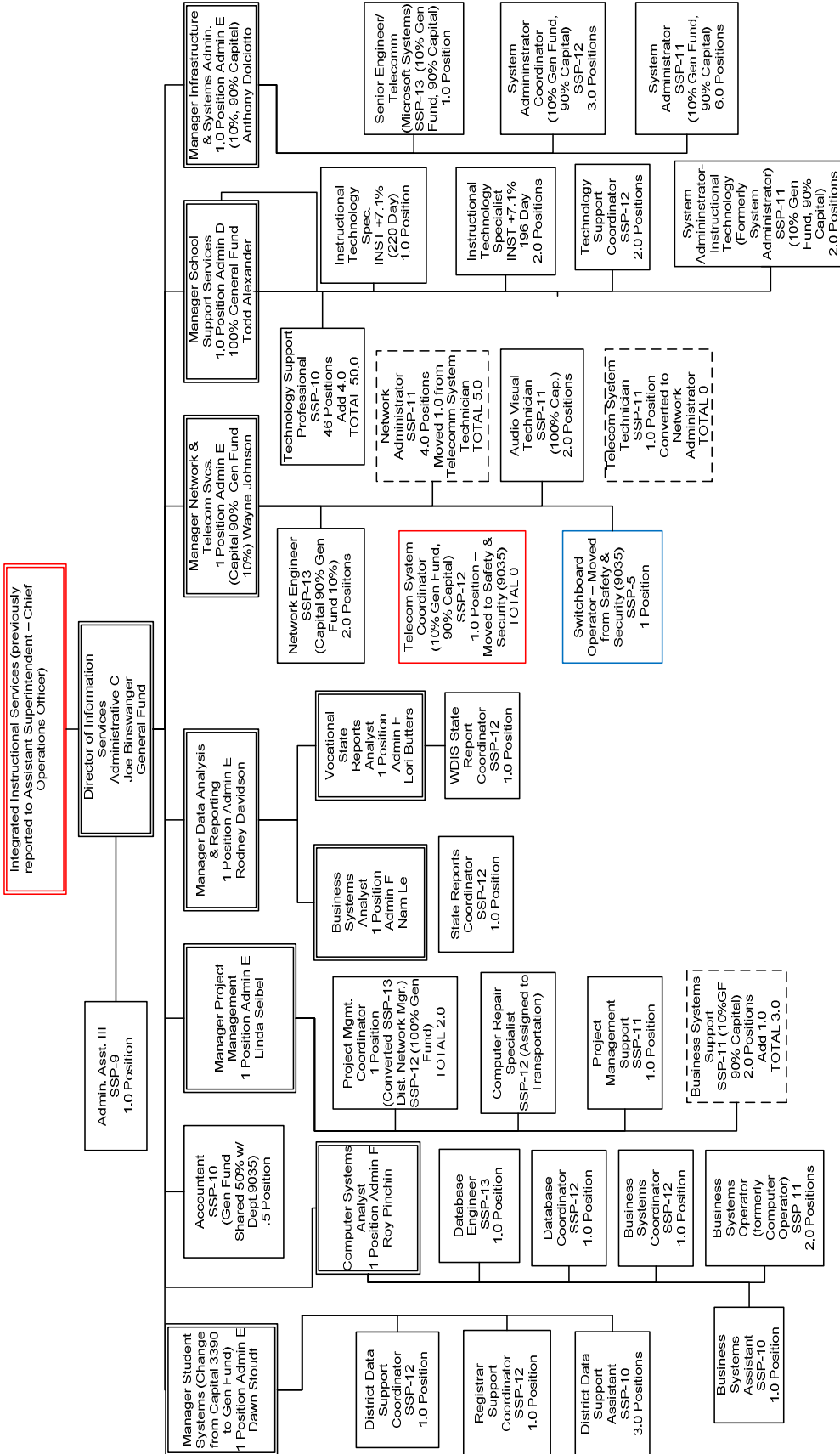
Cost Center 9016



Total Number of Positions 2016-17	Increased Positions		Decreased Positions		Total Number of Positions 2017-18	Net Increase or (Decrease) Positions By Fund
	New Positions Transfer In	Deleted Positions Transfer Out	General Fund	Federal Fund		
8.00	General Fund	(0.80)	General Fund	7.20	General Fund	(0.80)
2.20	Federal Fund	(0.80)	Federal Fund	1.40	Federal Fund	(0.80)
	Self Insurance Fund		Self Insurance Fund		Self Insurance Fund	
	Capital Fund		Capital Fund		Capital Fund	
	Food Service		Food Service		Food Service	
10.20	Total	(1.60)	Total	8.60	Total	(1.60)

The School Board of Sarasota County, Florida

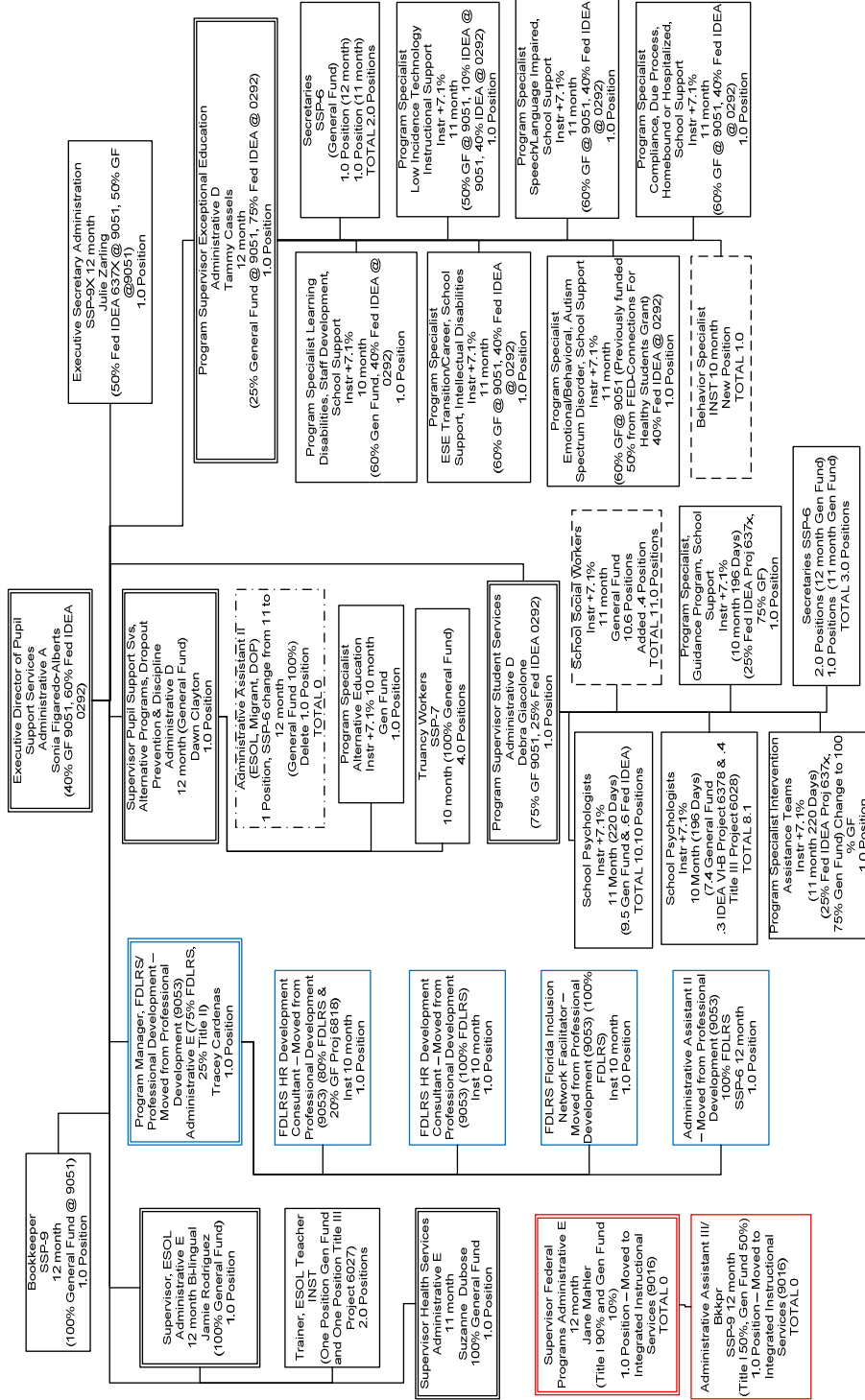
Information Technology Cost Center 9020



Total Number of Positions 2016-17	Increased Positions		Decreased Positions		Total Number of Positions 2017-18	Net Increase or (Decrease) Positions By Fund
	New Positions Transfer In	Deleted Positions Transfers Out	Deleted Positions	Positions Out		
General Fund	78.40	5.00	General Fund	83.40	General Fund	5.00
Federal Fund			Federal Fund		Federal Fund	
Self Insurance Fund			Self Insurance Fund		Self Insurance Fund	
Capital Fund	25.10		Capital Fund	25.10	Capital Fund	
Food Service			Food Service		Food Service	
Total	103.50	5.00	Total	108.50	Total	5.00

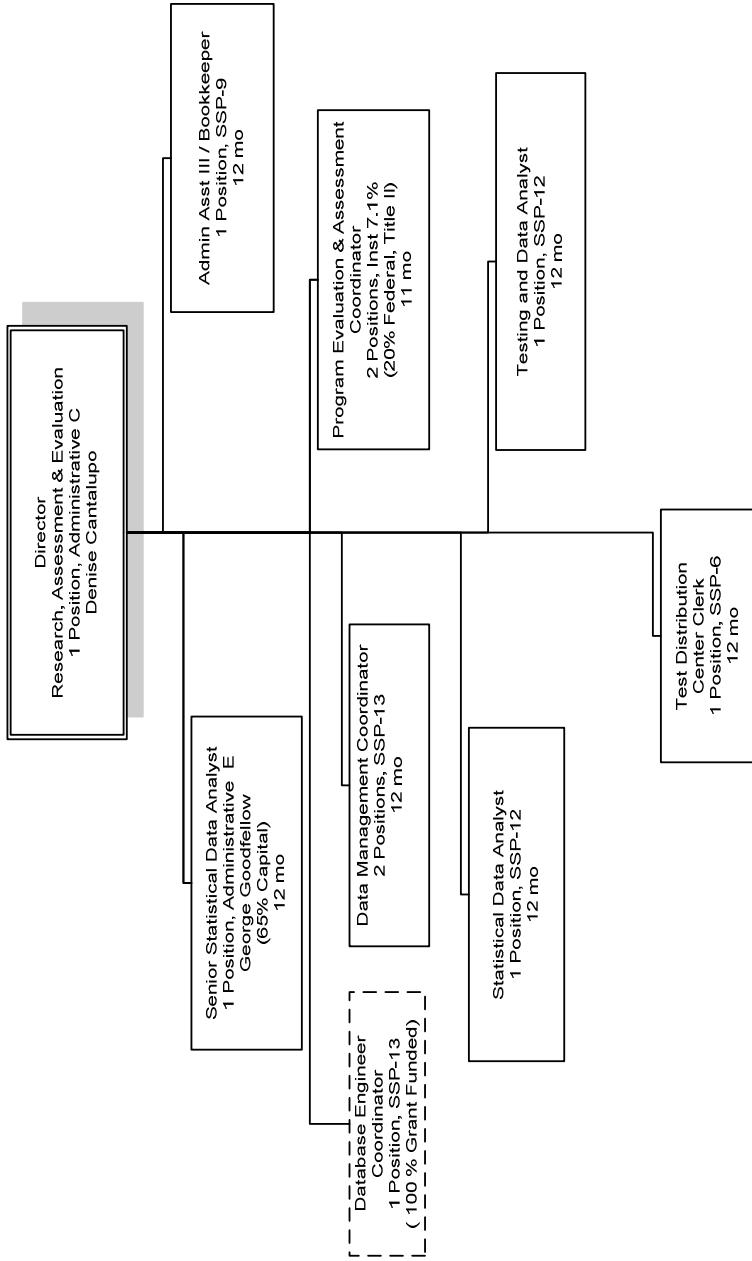
The School Board of Sarasota County, Florida

Pupil Support Services Cost Center 9051



Total Number of Positions 2016-17		Increased Positions New Positions Transfer In		Deleted Positions Transfers Out		Total Number of Positions 2017-18		Net Increase or (Decrease) Positions By Fund	
General Fund	50.85	General Fund	1.75	General Fund	(1.60)	General Fund	51.00	General Fund	0.15
Federal Fund	4.95	Federal Fund	4.65	Federal Fund	(1.40)	Federal Fund	8.20	Federal Fund	3.25
Self Insurance Fund		Self Insurance Fund		Self Insurance Fund		Self Insurance Fund		Self Insurance Fund	
Capital Fund		Capital Fund		Capital Fund		Capital Fund		Capital Fund	
Food Service		Food Service		Food Service		Food Service		Food Service	
Total	55.80	Total	6.40	Total	(3.00)	Total	59.20	Total	3.40

The School Board of Sarasota County, Florida
Research, Assessment and Evaluation / School Improvement
Cost Center 9015



Total Number of Positions 2016-17	Increased Positions		Decreased Positions		Total Number of Positions 2017-18	Net Increase or (Decrease) Positions By Fund
	New Positions Transfer In	Deleted Positions Transfers Out	General Fund	Federal Fund		
General Fund	7.95	1.00	General Fund	8.95	General Fund	1.00
Federal Fund	1.40	1.00	Federal Fund	(1.00)	Federal Fund	Federal Fund
Self Insurance Fund			Self Insurance Fund		Self Insurance Fund	Self Insurance Fund
Capital Fund	0.65		Capital Fund		Capital Fund	Capital Fund
Food Service			Food Service		Food Service	Food Service
Total	10.00	2.00	Total	(1.00)	Total	Total

This page intentionally left blank

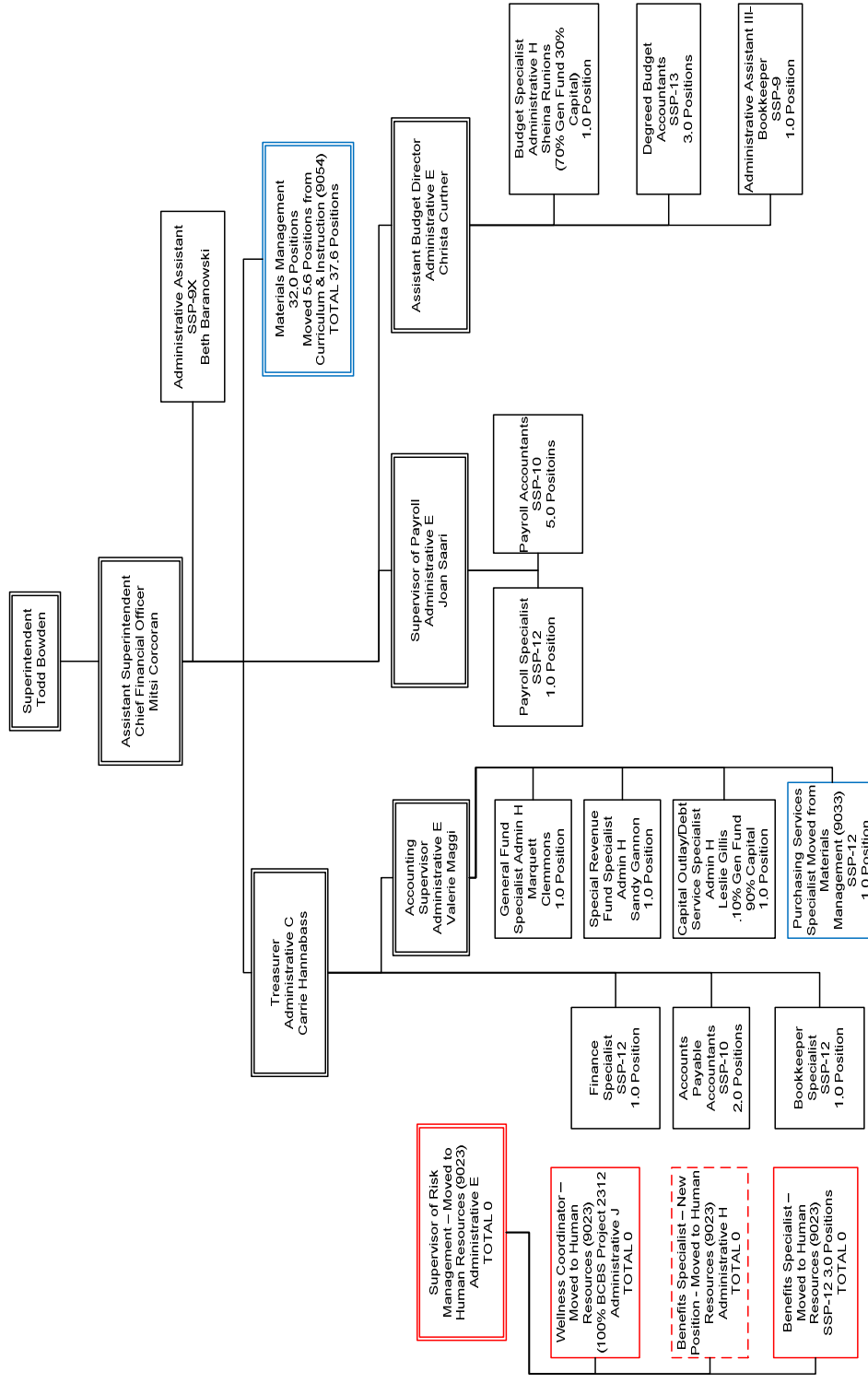


The School Board of Sarasota County, Florida

Assistant Superintendent– Chief Financial Officer

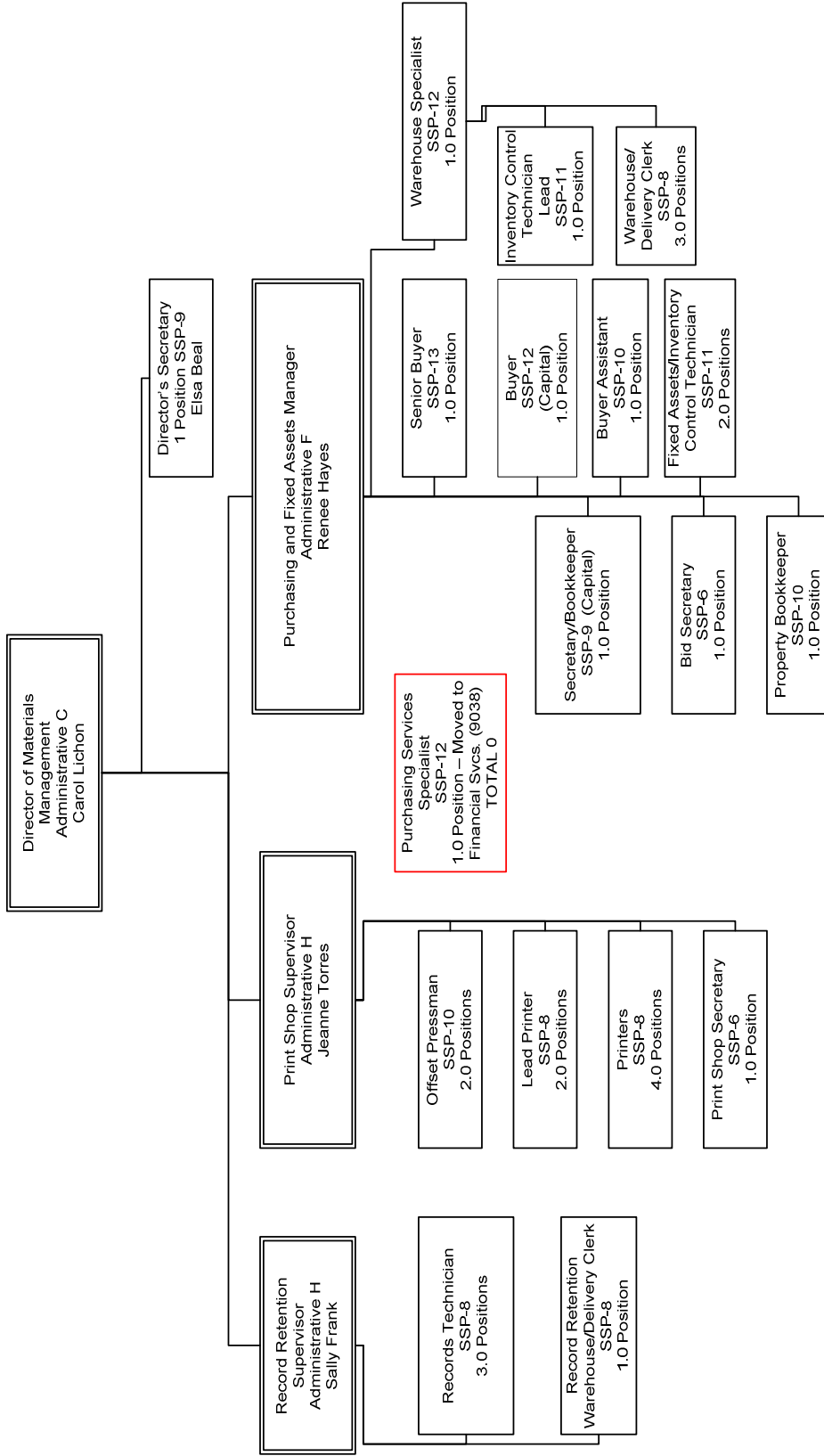
2017-2018

The School Board of Sarasota County, Florida Financial Services Cost Center 9038



Total Number of Positions 2016-17	Increased Positions		Decreased Positions		Total Number of Positions 2017-18	Net Increase or (Decrease) Positions By Fund
	New Positions	Transfer In	Deleted Positions	Transfers Out		
General Fund	23.80	1.00	1.00	(1.00)	23.80	General Fund
Federal Fund						Federal Fund
Self Insurance Fund	4.00	1.00	1.00	(5.00)		Self Insurance Fund
Capital Fund	1.20				1.20	Capital Fund
Food Service						Food Service
Total	29.00	2.00	2.00	(6.00)	25.00	Total
						(4.00)
						(4.00)

The School Board of Sarasota County, Florida
Materials Management
Department 9033



Total Number of Positions 2016-17		Increased Positions New Positions Transfer In		Decreased Positions Deleted Positions Transfers Out		Total Number of Positions 2017-18		Net Increase or (Decrease) Positions By Fund	
General Fund	30.00	General Fund		General Fund	(1.00)	General Fund	29.00	General Fund	(1.00)
Federal Fund		Federal Fund		Federal Fund		Federal Fund		Federal Fund	
Self Insurance Fund		Self Insurance Fund		Self Insurance Fund		Self Insurance Fund		Self Insurance Fund	
Capital Fund	2.00	Capital Fund		Capital Fund		Capital Fund	2.00	Capital Fund	
Food Service		Food Service		Food Service		Food Service		Food Service	
Total	32.00	Total		Total	(1.00)	Total	31.00	Total	(1.00)

**Intentional
Blank
Page**

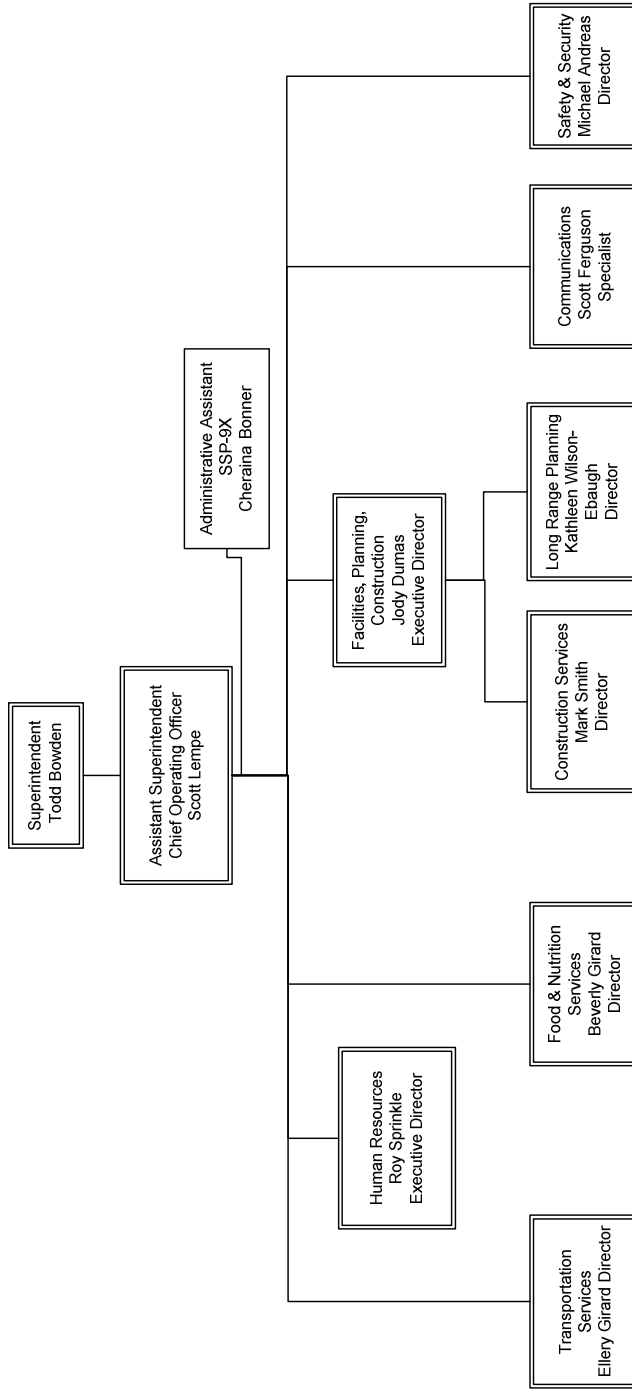


The School Board of Sarasota County, Florida

Assistant Superintendent– Chief Operations Officer

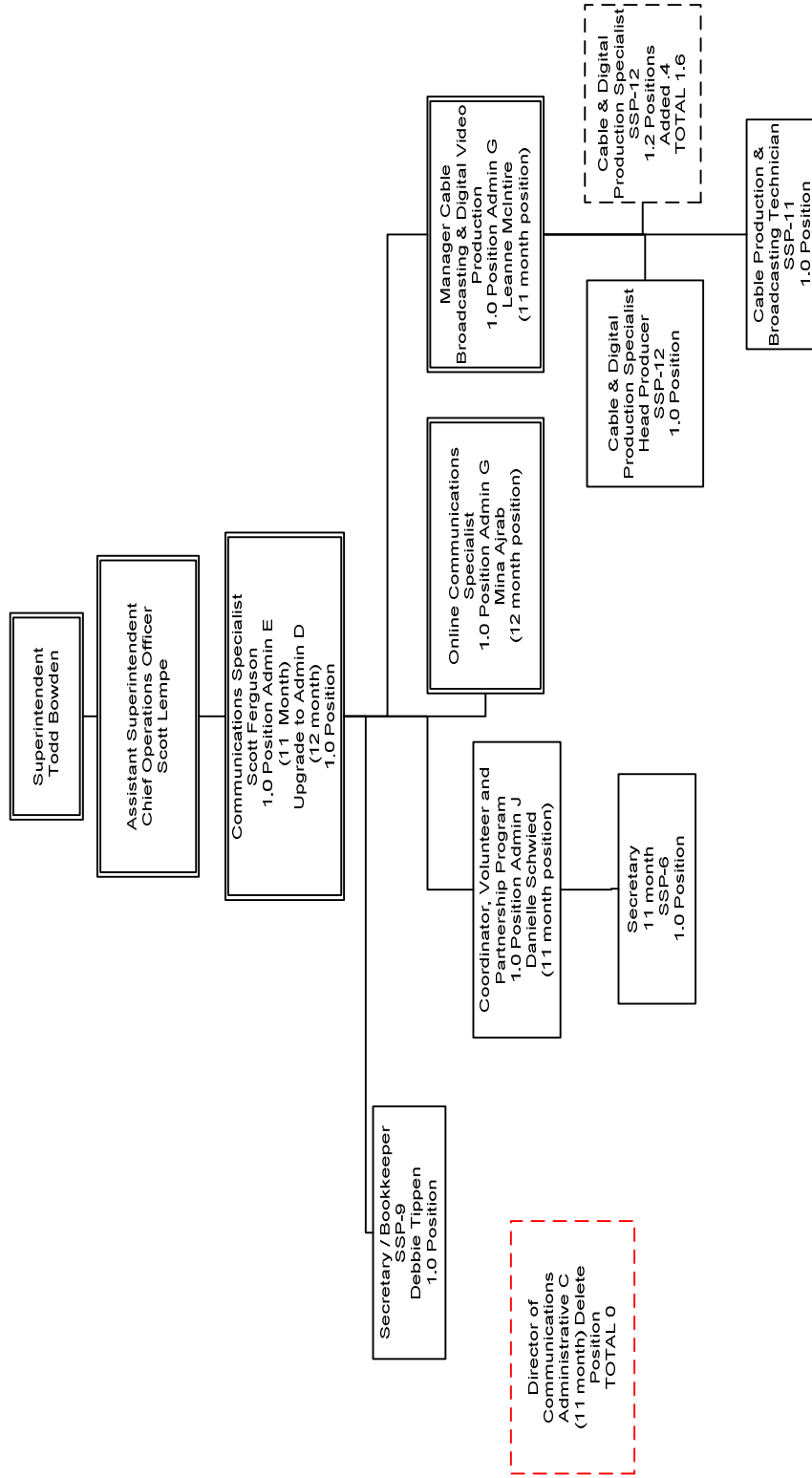
2017-2018

**The School Board of Sarasota County, Florida
Assistant Superintendent / Chief Operating Officer
Cost Center 9025**



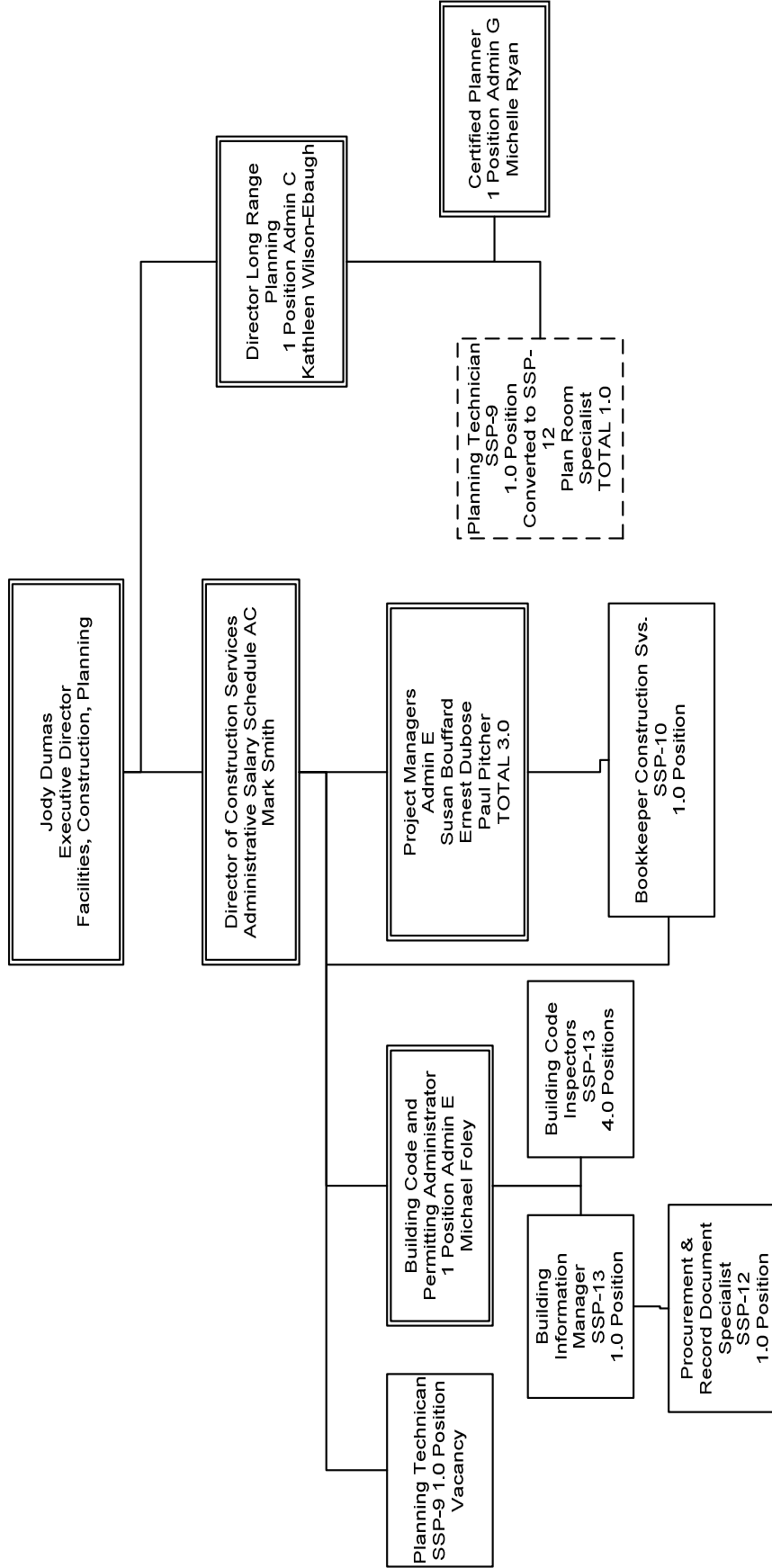
Total Number of Positions 2016-17	Increased Positions		Decreased Positions		Total Number of Positions 2017-18	Net Increase or (Decrease) Positions By Fund
	New Positions Transfer In	Deleted Positions Transfers Out	Deleted Positions Transfers Out	Deleted Positions Transfers Out		
General Fund	783.88	34.45	(2.10)	816.23	General Fund	32.35
Federal Fund		0.75		0.75	Federal Fund	0.75
Self Insurance Fund		6.00		6.00	Self Insurance Fund	6.00
Capital Fund	102.95	4.70	(1.90)	105.75	Capital Fund	2.80
Food Service	367.00	1.00		368.00	Food Service	1.00
Total	1,253.83	46.90	(4.00)	1,296.73	Total	42.90

The School Board of Sarasota County, Florida
Communications and Community Relations / VPO
Cost Center 9075



Total Number of Positions 2015-16	Increased Positions		Decreased Positions		Total Number of Positions 2016-17	Net Increase or (Decrease) Positions By Fund
	New Positions Transfer In	Transfers Out	Deleted Positions	Transfers In		
General Fund	10.20	0.40	(1.00)	9.60	General Fund	(0.60)
Federal Fund					Federal Fund	
Self Insurance Fund					Self Insurance Fund	
Capital Fund					Capital Fund	
Food Service					Food Service	
Total	10.20	0.40	(1.00)	9.60	Total	(0.60)

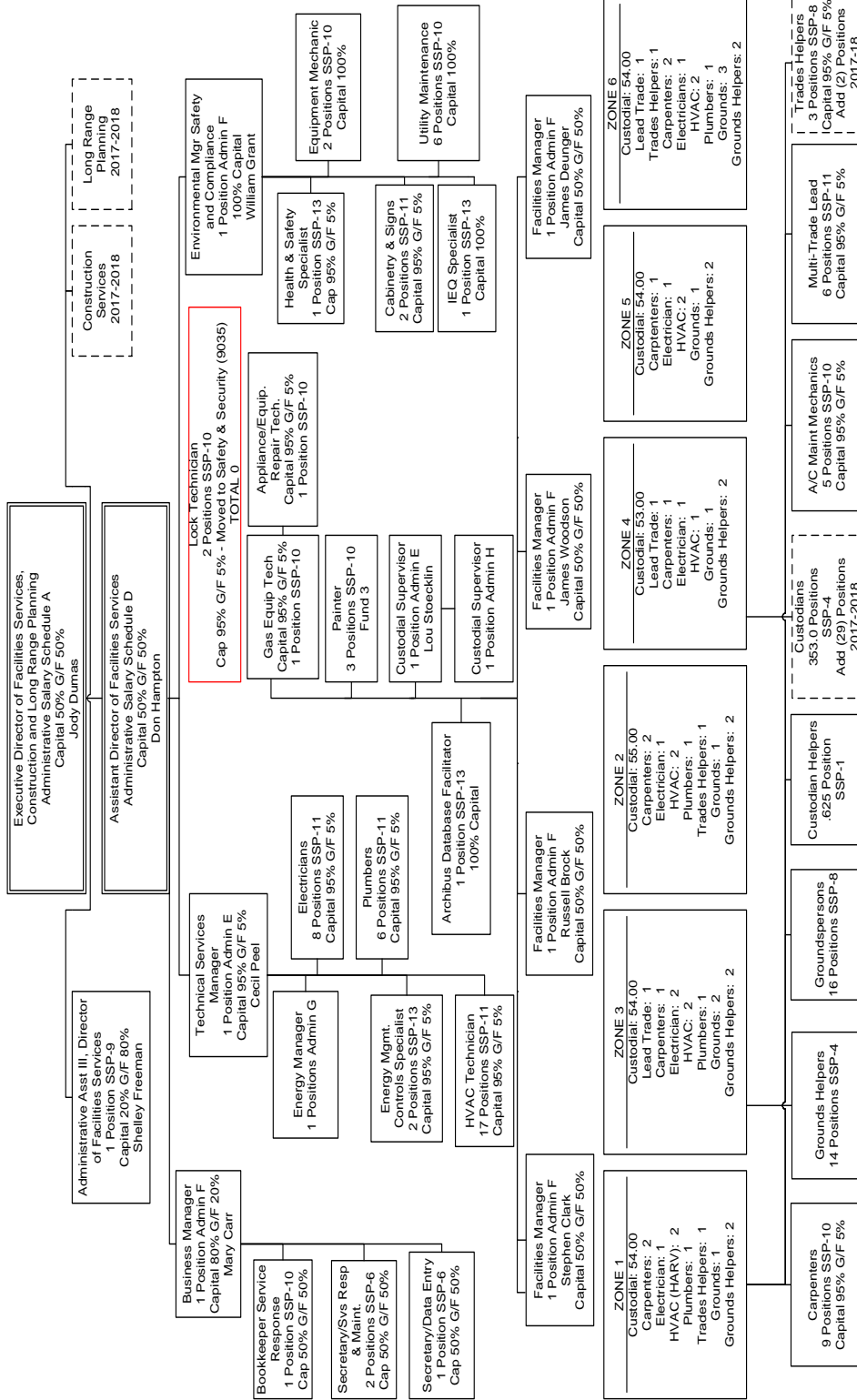
The School Board of Sarasota County, Florida
 Construction Services
 Cost Center 9042



Total Number of Positions 2016-17		Increased Positions New Positions Transfer In		Decreased Positions Deleted Positions Transfers Out		Total Number of Positions 2017-18		Net Increase or (Decrease) Positions By Fund	
General Fund		General Fund		General Fund		General Fund		General Fund	
Federal Fund		Federal Fund		Federal Fund		Federal Fund		Federal Fund	
Self Insurance Fund		Self Insurance Fund		Self Insurance Fund		Self Insurance Fund		Self Insurance Fund	
Capital Fund	16.00	Capital Fund		Capital Fund		Capital Fund	16.00	Capital Fund	
Food Service		Food Service		Food Service		Food Service		Food Service	
Total	16.00	Total		Total		Total	16.00	Total	

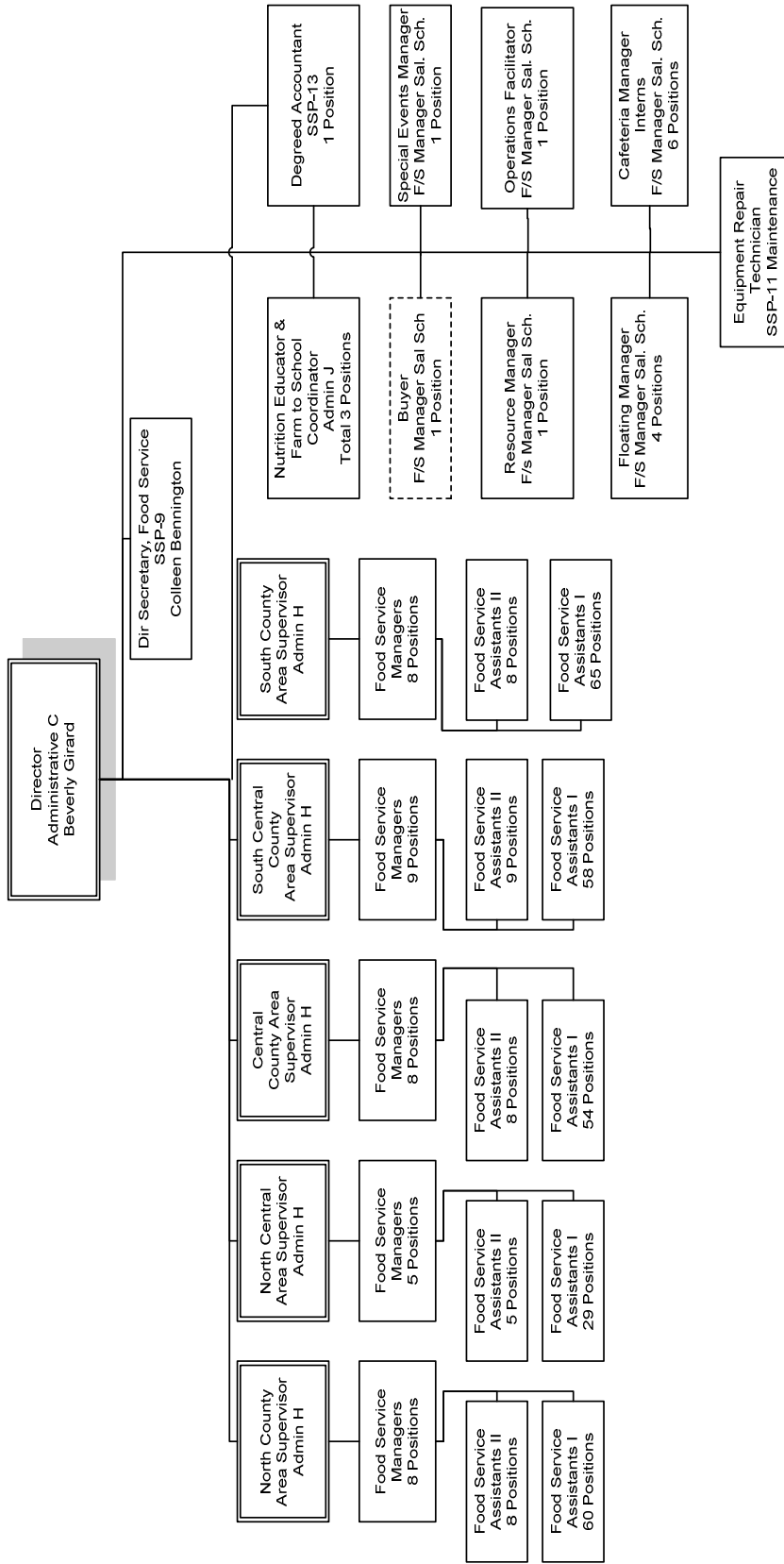
The School Board of Sarasota County, Florida

Facilities Services Department 9029



Total Number of Positions 2016-17		Increased Positions New Positions Transfer In		Decreased Positions Deleted Positions Transfers Out		Total Number of Positions 2017-18		Net Increase or (Decrease) Positions By Fund	
General Fund	366.58	General Fund	29.10	General Fund	(0.10)	General Fund	395.58	General Fund	29.00
Federal Fund	0.00	Federal Fund		Federal Fund		Federal Fund	0.00	Federal Fund	0.00
Self Insurance Fund	0.00	Self Insurance Fund		Self Insurance Fund		Self Insurance Fund	0.00	Self Insurance Fund	0.00
Capital Fund	81.05	Capital Fund	1.90	Capital Fund	(1.90)	Capital Fund	81.05	Capital Fund	0.00
Food Service	0.00	Food Service		Food Service		Food Service	0.00	Food Service	0.00
Total	447.63	Total	31.00	Total	(2.00)	Total	476.63	Total	29.00

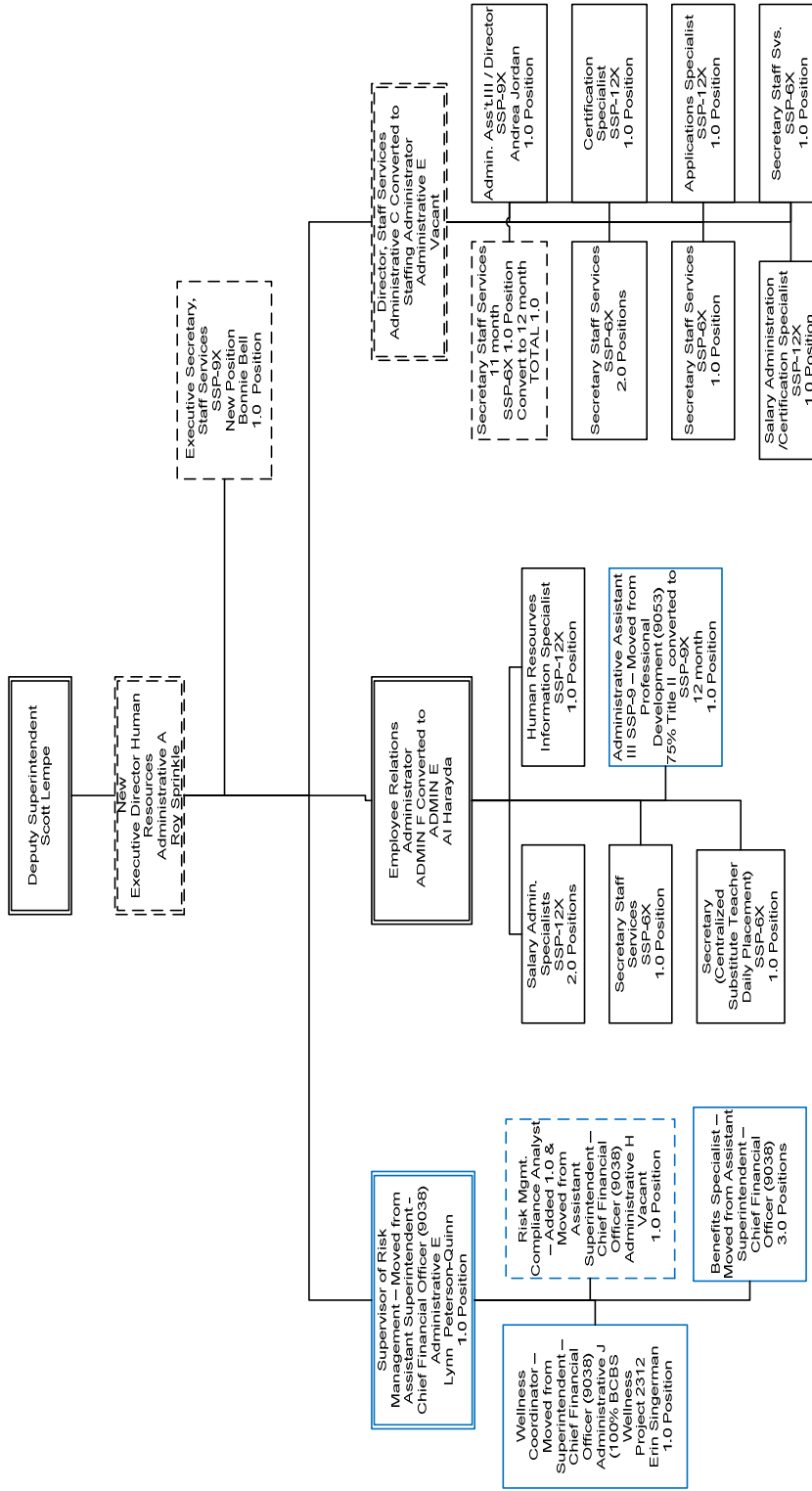
The School Board of Sarasota County, Florida
Food & Nutrition Services
Department 9021



Total Number of Positions 2016-17	Increased Positions		Decreased Positions		Total Number of Positions 2017-18		Net Increase or (Decrease) Positions By Fund
	New Positions	Transfers In	Deleted Positions	Transfers Out	General Fund	Federal Fund	
General Fund							
Federal Fund							
Self Insurance Fund							
Capital Fund							
Food Service	367.00	1.00			368.00		1.00
Total	367.00	1.00	Total	Total	368.00	Total	1.00

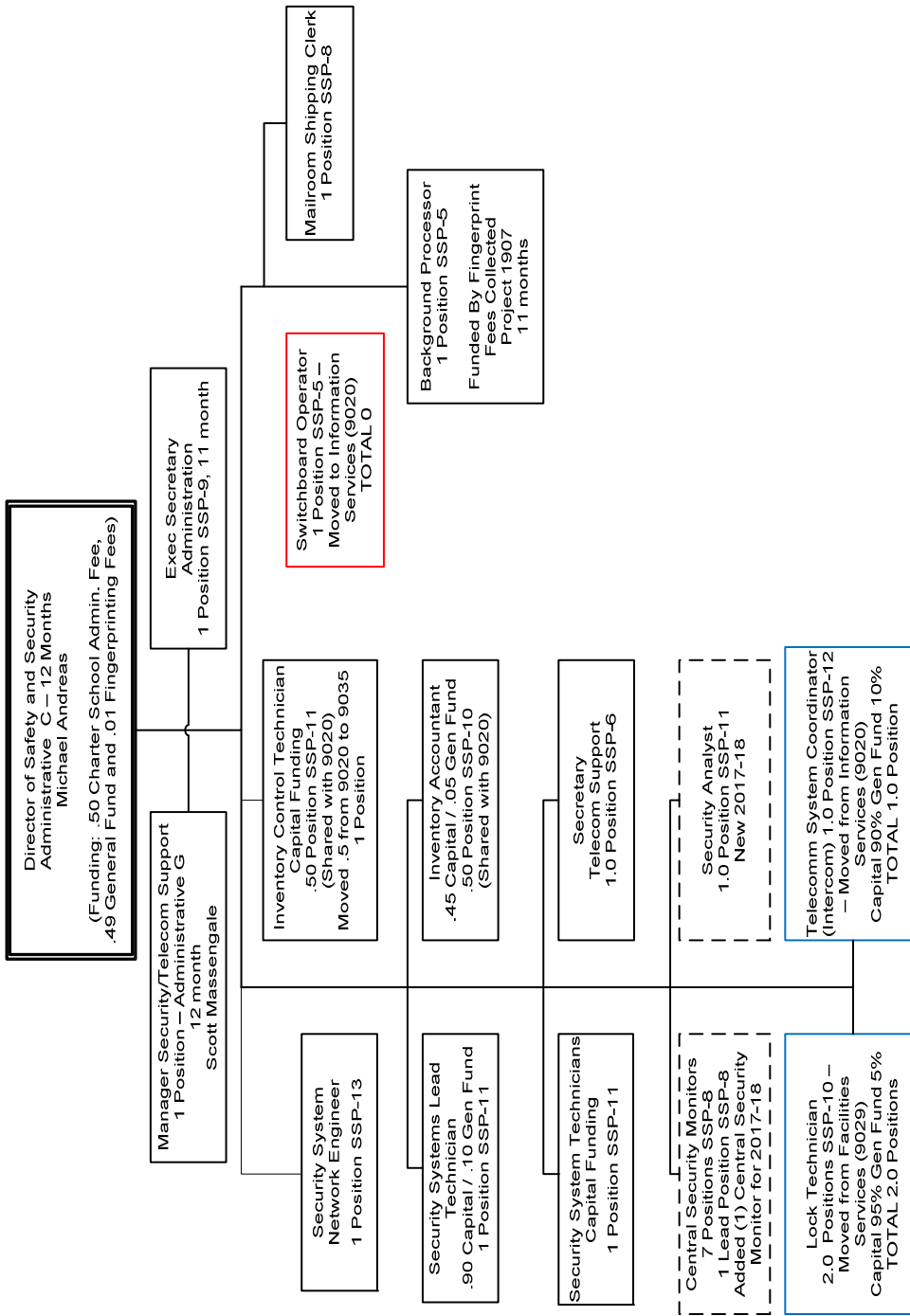
The School Board of Sarasota County, Florida

Human Resources Cost Center 9023



Total Number of Positions 2016-17	Increased Positions		Decreased Positions		Net Increase or (Decrease)	
	New Positions Transfer In	Deleted Positions Transfers Out	Total Number of Positions 2017-18	Positions By Fund		
General Fund 16.00	General Fund 2.25	General Fund 18.25	General Fund 18.25	General Fund 2.25		
Federal Fund	Federal Fund 0.75	Federal Fund 0.75	Federal Fund 0.75	Federal Fund 0.75		
Self Insurance Fund	Self Insurance Fund 6.00	Self Insurance Fund 6.00	Self Insurance Fund 6.00	Self Insurance Fund 6.00		
Capital Fund	Capital Fund	Capital Fund	Capital Fund	Capital Fund		
Food Service	Food Service	Food Service	Food Service	Food Service		
Total 16.00	Total 9.00	Total 25.00	Total 25.00	Total 9.00		

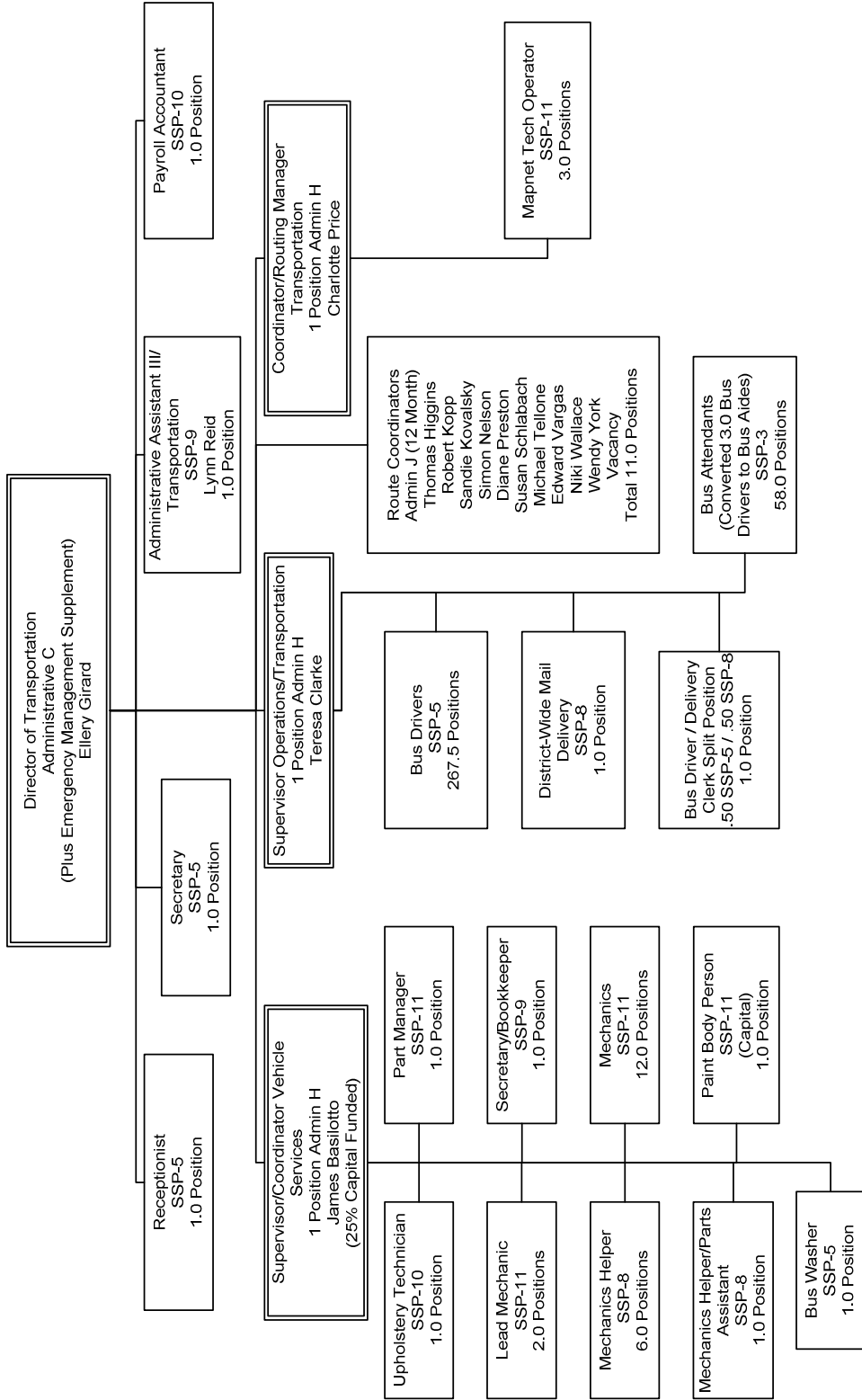
**The School Board of Sarasota County, Florida
Department of Safety and Security
Cost Center 9035**



Total Number of Positions 2016-17	Increased Positions		Decreased Positions		Total Number of Positions 2017-18	Net Increase or (Decrease) Positions By Fund
	New Positions Transfer In	Deleted Positions Transfers Out	Deleted Positions Transfers Out	Total		
General Fund	13.85	2.20	General Fund (1.00)	15.05	General Fund	1.20
Federal Fund			Federal Fund		Federal Fund	
Self Insurance Fund			Self Insurance Fund		Self Insurance Fund	
Capital Fund	4.65	2.80	Capital Fund	7.45	Capital Fund	2.80
Food Service			Food Service		Food Service	
Total	18.50	5.00	Total (1.00)	22.50	Total	4.00

The School Board of Sarasota County, Florida

Transportation Department 9030



Total Number of Positions 2016-17		Increased Positions New Positions Transfer In		Decreased Positions Deleted Positions Transfers Out		Total Number of Positions 2017-18		Net Increase or (Decrease) Positions By Fund	
General Fund	Federal Fund	General Fund	Federal Fund	General Fund	Federal Fund	General Fund	Federal Fund	General Fund	Federal Fund
375.75						375.75			
1.25						1.25			
377.00						377.00			
Total		Total		Total		Total		Total	